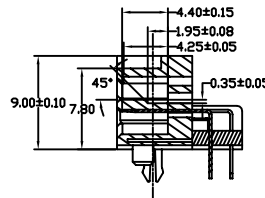
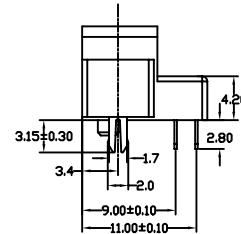
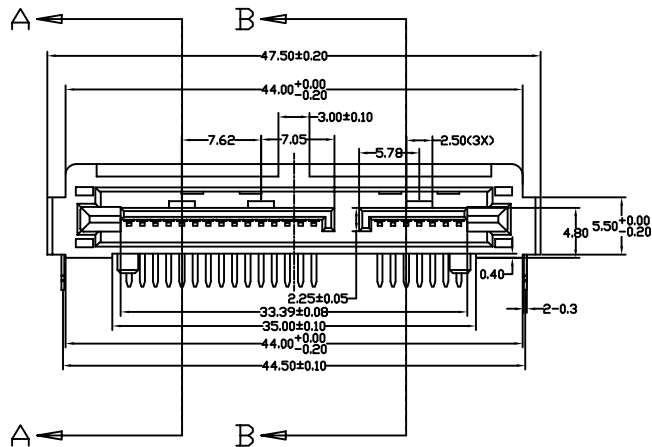
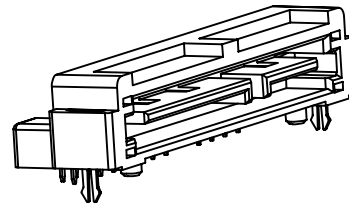
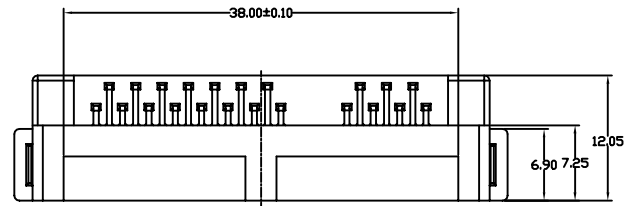
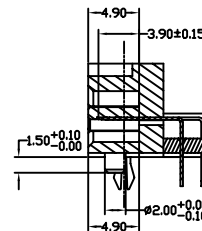
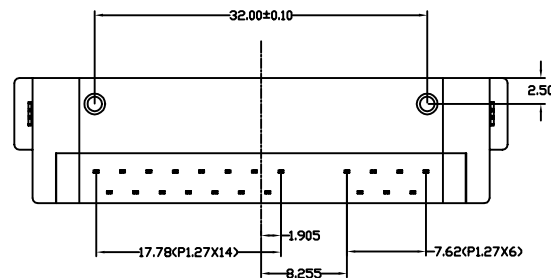


This document is the property of Amphenol Corporation and is delivered on the express condition that it is not to be disclosed, reproduced or used, in whole or in part, for manufacture or sale by anyone other than Amphenol Corporation without the prior consent, & that no right is granted to disclose or to use any information in this document.



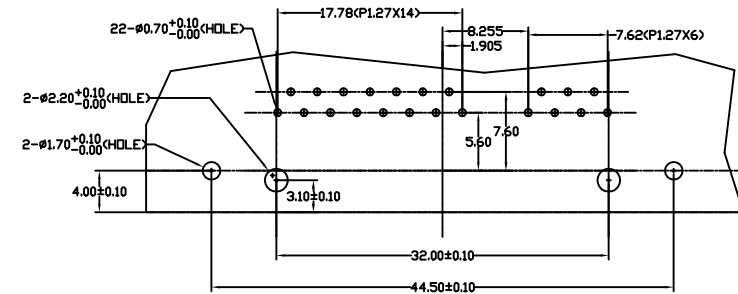
SECTION A-A



SECTION B-B

REVISIONS

SYM	ECN	DESCRIPTION	DATE	APPROVED
A	HKXXXX	INITIAL RELEASE	6/28/05	Micheal.IP
B	HKXXXX	MODIFY THE POST	7/10/05	Micheal.IP
C	HKXXXX	MODIFY THE PLASTIC	7/26/05	Micheal.IP
D	HKXXXX	MODIFY THE BOARD LINE WIDTH FROM 1.50 TO 1.70 MODIFY THE TAIL LENGTH FROM 2.50 TO 2.80	9/15/05	Micheal.IP



RECOMMENDED PCB LAYOUT
(PCB THICKNESS: 1.6mm OR 2.0mm)

NOTE:

- MATERIAL:**
HOUSING: FR-6145, UL 94 V-0, BLACK;
CONTACTS: COPPER ALLOY T=0.25mm;
CONTACT FINISHED: 1.27-2.54um. NICKEL UNDER PLATED ON ENTIRE CONTACT;
SEE NOTES 4 FOR GOLD PLATING ON MATING AREA;
2.54-5.08um MATTE TIN PLATED ON TAIL AREA;
SOLDER TAB: BRASS, t=0.3mm;
SOLDER TAB FINISHED: 2.54-5.05um PURE MATTE TIN OVER 1.27um MIN. NICKEL;
- SPECIFICATIONS:**
RATED CURRENT: SIGNAL PIN 1.5A MIN
POWER PIN 1.5A MIN
DIELECTRIC STRENGTH: 1000V FOR 1 MINUTE
INSULATION RESISTANCE: 1×10^3 M Ω
TEMPERATURE: -40°C TO +105°C
CONTACT RESISTANCE: 30m Ω MAX
PIN RETENTION FORCE: 10N MIN. TOTAL (2.25 LB)
- PACKAGE: PACKING WITH TRAY.**
- ORDERING INFORMATION:**

SATA - 001 - 0221 - X

GOLD PLATING ON MATING AREA:
1: 0.76 um MIN.
2: 0.38 um MIN.
3: GOLD FLASH

Customer Drawing



UNLESS OTHERWISE SPECIFIED TOLERANCES U.S. METRIC .X +/- 0.3 .XX +/- 0.15 .XXX +/- 0.15 FRACTIONS +/- 2" ANGLES +/- FOR MATERIALS AND FINISHES SEE NOTES REMOVE SHARP EDGES DIMENSIONS U.S. INCHES (METRIC) (MM)	APPROVAL	DATE	Amphenol	
	DRAWN: Tom.tang	9/15/05		
	CHECKED: Micheal.IP	9/15/05		
	CHECKED		TITLE	
DRAWING FILE : \\DRAWING\DATA\CSATA0010221X.DWG			15+7PIN SATA PLUG	
ANGLE OF PROJECTION			SIZE	DRAWING NO.
			A3C	SATA-001-0221-X
			SCALE	SHEET 1 OF 1
			NONE	REV. D

Mouser Electronics

Authorized Distributor

Click to View Pricing, Inventory, Delivery & Lifecycle Information:

[Amphenol:](#)

[SATA00102213](#)