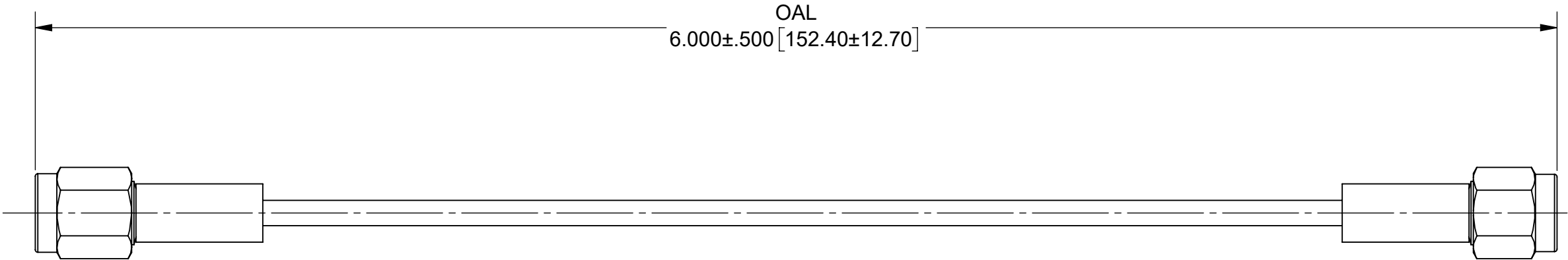


REVISION HISTORY			
REV	DESCRIPTION	DATE	APPROVED
-	NRN 44706	03/20	BNK

PRODUCT DATA DRAWING



MATERIAL:

CONNECTORS: KEYED SMA MALE (SEE TABLE I)
SMA MALE (SF2906-6002)

CABLE: T-FLEX 405 (200-70-139)


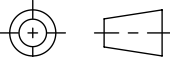
STRAIN RELIEF: M23053/5

PERFORMANCE:

IMPEDANCE: 50 OHMS
FREQ. RANGE: DC TO 18.0 GHz.

TABLE I

PART NUMBER	KEYED SMA CONNECTOR PART NUMBER
7029-3412	SF2911-60968-1K (2 X 180°)
7029-3413	SF2911-60968-2K (2 X 150°)
7029-3414	SF2911-60968-3K (2 X 120°)
7029-3415	SF2911-60968-4K (2 X 90°)

MATERIAL:	SEE NOTES	DIMENSIONS ARE IN INCHES TOLERANCES: FRACTIONAL: ±1/64 ANGULAR: X° ±1°0' X°X' ±15' DECIMAL: .X ±.030 .XX ±.010 .XXX ±.005 INTERPRET DIMENSIONS AND TOLERANCES PER ASME Y14.5M - 1994		UNLESS OTHERWISE SPECIFIED 1) ALL DIMENSIONS ARE IN INCHES (MILLIMETERS) 2) ALL DIMENSIONS ARE AFTER PLATING. 3) BREAK CORNERS & EDGES .005 R. MAX. 4) CHAM. 1ST & LAST THREADS. 5) SURFACE ROUGHNESS 63-MIL-STD-10. 6) DIA. 'S ON COMMON CENTERS TO BE CONCENTRIC WITHIN .005 T.I.R. 7) REMOVE ALL BURRS		<div>www.svmicrowave.com</div>	
FINISH:	SEE NOTES						
SURFACE AREA:	N/A						
PROPRIETARY		THIRD ANGLE PROJECTION		DRAWN:		JPM 03/30/20	
THE INFORMATION CONTAINED IN THIS DRAWING IS THE SOLE PROPERTY OF SV MICROWAVE, INC. ANY REPRODUCTION IN PART OR AS A WHOLE WITHOUT THE WRITTEN PERMISSION OF SV MICROWAVE, INC IS PROHIBITED.				CHECKED:		BNK 03/30/20	
				APPROVED:		BNK 03/30/20	
				TITLE:		KEYED SMA STR. M TO SMA STR. M TFLEX405 CABLE ASSEMBLY	
				SIZE	DWG. NO.	7029-3412-3415	
				SCALE: 2:1		SHEET 1 OF 1	

Mouser Electronics

Authorized Distributor

Click to View Pricing, Inventory, Delivery & Lifecycle Information:

[Amphenol:](#)

[7029-3415](#)