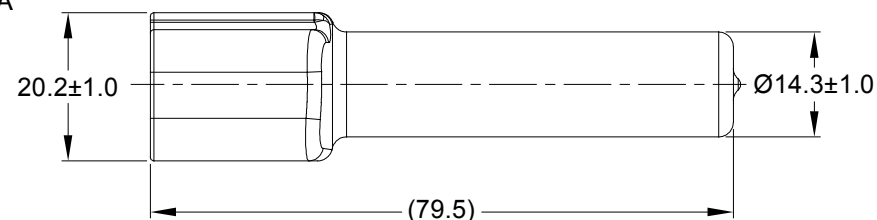
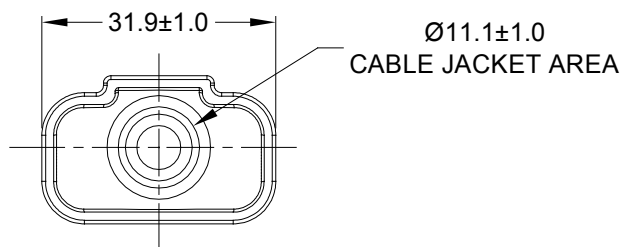
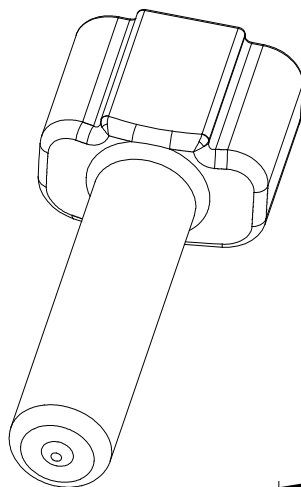



REVISIONS					
REV	ECO	DESCRIPTION	DATE	BY	APPR
A1	-	RELEASE NUMBER	13MAR20	BROOK	TOMMY



PART NUMBER CHART	
COLOR	PART NUMBER
GREY	ATM12P-BT
BLACK	ATM12P-BT-BK
YELLOW	ATM12P-BT-YW

SEE PART NUMBER CHART		REF : DTM12P-BT , DTM12P-BT-BK , DTM12P-BT-YW	
PART NUMBER		DESCRIPTION	
QUANTITY	ITEM		
MATERIALS LIST			
UNLESS OTHERWISE SPECIFIED		SIGNATURES	
1) All dimensions are in metric(mm).		DATE	
2) Tolerances are as follows:		DRAWN: BROOK.DING	
1 PL DEC ±0.30		13MAR20	
2 PL DEC ±0.15		CHECKED: ORION.LI	
3 PL DEC ±0.08		16MAR20	
3) Note reference =		ENGINEER:	
		APPROVAL: TOMMY.XIE	
MATERIAL SPECIFICATIONS:		17MAR20	
PVC		CUSTOMER:	
PROCESS SPECIFICATIONS:		THIS DRAWING IS SUPPLIED FOR INFORMATION ONLY. DESIGN FEATURES, SPECIFICATIONS AND PERFORMANCE DATA SHOWN HEREON ARE THE PROPERTY OF THE AMPHENOL CORPORATION. NO RIGHTS OF REPRODUCTION ARE IMPLIED. ALL DIMENSIONS ARE SUBJECT TO NORMAL MANUFACTURING VARIATIONS.	
NEXT ASSY:		SIZE	
		A C-	
		TYPE	
		DWG NO:	
		ATM12P-BT-XX	
		REVISION	
		A1	
		SCALE: NONE	
		SHEET 1 OF 1	

NOTES: UNLESS OTHERWISE SPECIFIED

- THIS PART IS USED ON ATM04-12P RECEPTACLE
ANY MODIFICATION DOES NOT INCLUDE AN END CAP.
- TEMPERATURE RATING : -29°C TO +100°C [-20°F TO +212°F]
- ALL DIMENSIONS ARE FOR REFERENCE USE ONLY.

Mouser Electronics

Authorized Distributor

Click to View Pricing, Inventory, Delivery & Lifecycle Information:

[Amphenol:](#)

[ATM12P-BT-BK](#)