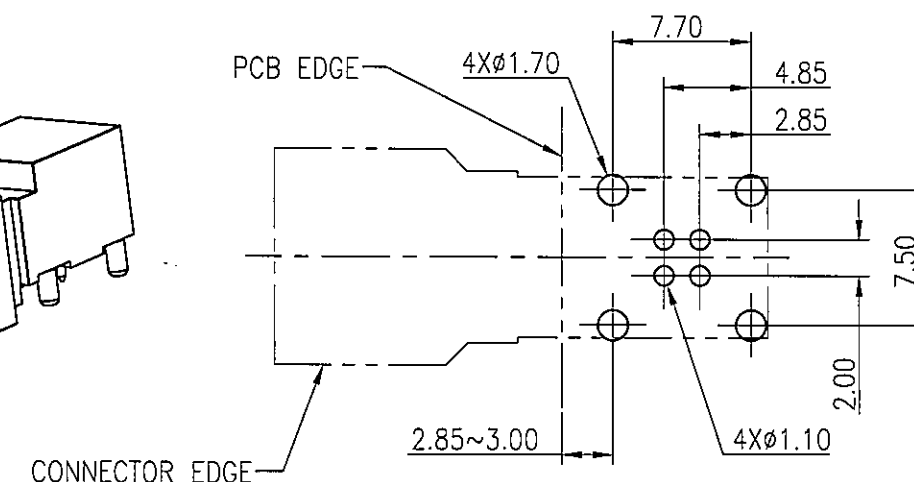
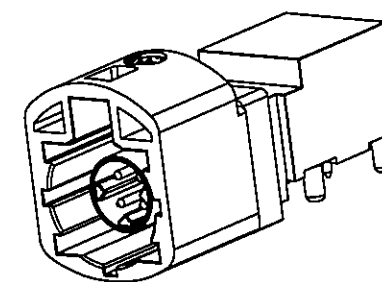
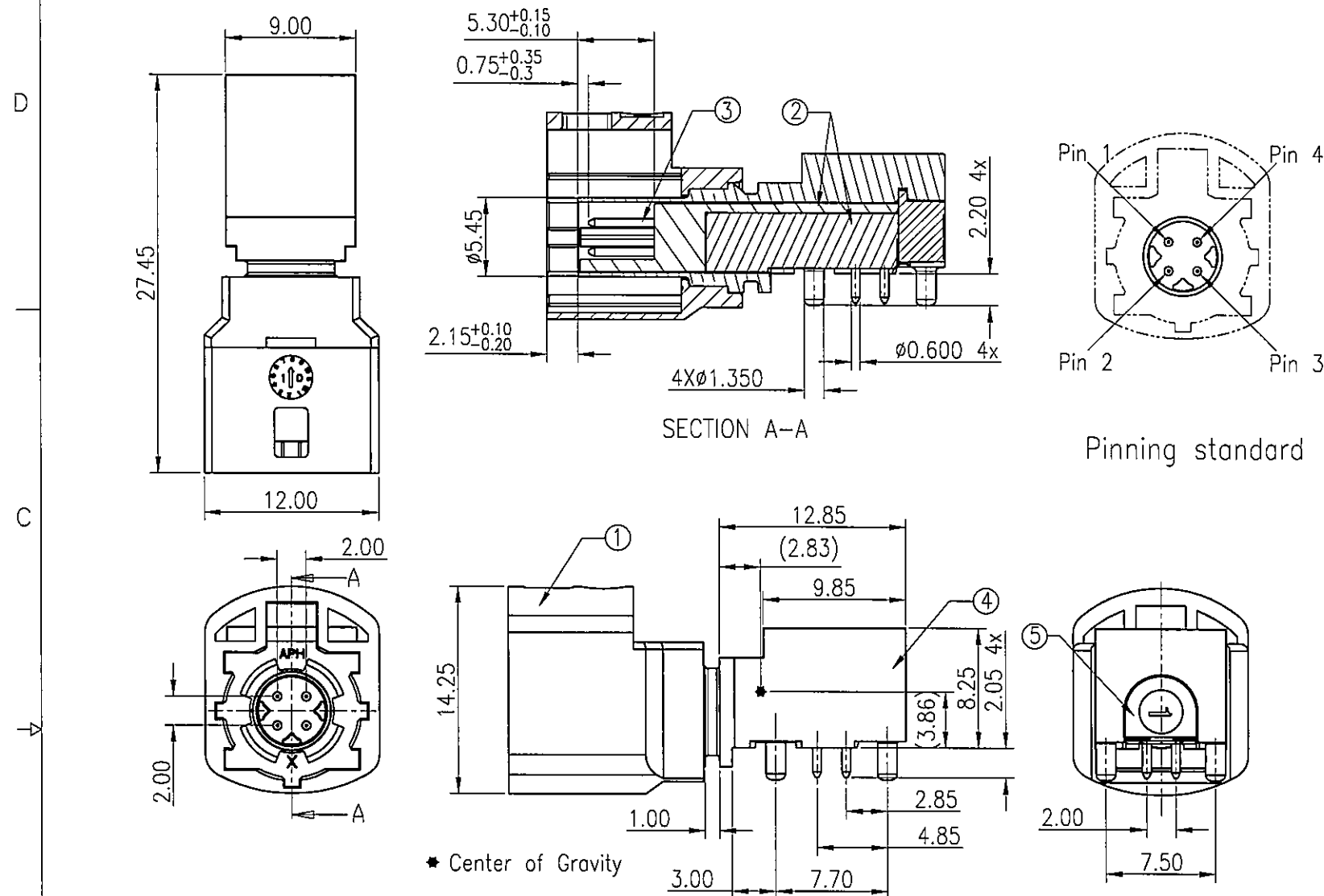


CUSTOMER DRAWING

REVISIONS				
SYM	ECN	DESCRIPTION	DATE	APPROVED
1	HK7311	RELEASE TO CUSTOMER	1/27'16	IP



RECOMMENDED PCB LAYOUT TOP VIEW
TOLERANCE:±0.05(PCB THICKNESS=1.6±0.15mm)

Notes:

1.Material:

- ① Housing: High temperature thermoplastic,color see table 1.
- ② Dielectrics: High temperature thermoplastic,color black.
- ③ Center contact: Copper alloy.
- ④ Outer contact : Zinc alloy.
- ⑤ Cover: Zinc alloy.

2.Finish:

- ③ Center contact: 0.15um min. gold plated on contact area;
- ④ Outer contact : 1.27um min. matte tin plated.
- ⑤ Cover: 2um min. nickel plated.

4. RoHS compliant.

5. Order P/N system:

HSD NXRPPCB 19X

Coding: See table 1

Packing method:


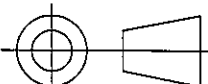
- A- Packing by tape & reel
- B- Packing by tray
- C- In bulk

Table 1

Plug	Coding	Color	Ral
	A	Black	9005
	B	White	9001
	C	Blue	5005
	D	Claret	4004
	E	Green	6002
	F	Brown	8011
	Z	Waterblue	5021

Plug	Coding	Color	Ral
	G	Grey	7031
	H	Violet	4003
	J	Beige	1001
	K	Curry	1027
	L	Yellow green	6018
	M	Pastel orange	2003
	O	Light green	6027



UNLESS OTHERWISE SPECIFIED TOLERANCES		APPROVAL		DATE		Amphenol	
U.S.		DRAWN		KAKA, Yang 1/27/16			
METRIC		CHECKED		W. J. 1/28/16			
		CHECKED					
.X +/-				TITLE		HSD R/A PLUG , PIP TYPE NORTH LOCATION	
.XX +/-							
.XXX +/-							
FRACTIONS +/-							
ANGLES +/-		DRAWING FILE :					
FOR MATERIALS AND FINISHES SEE NOTES		S:\PE Master\DRAWING\HSD\HSDNXRPPCB19X-1.DWG					
REMOVE SHARP EDGES		ANGLE OF PROJECTION		SIZE		DRAWING NO.	
DIMENSIONS				A3		HSDNXRPPCB19X	
U.S.							
INCHES							
METRIC				SCALE			
MM		1:1		SHEET		1 OF 1	

Mouser Electronics

Authorized Distributor

Click to View Pricing, Inventory, Delivery & Lifecycle Information:

[Amphenol:](#)

[HSDNARPPCB19B](#)