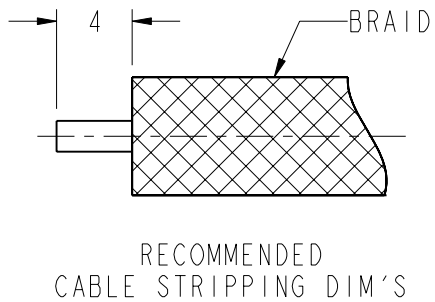
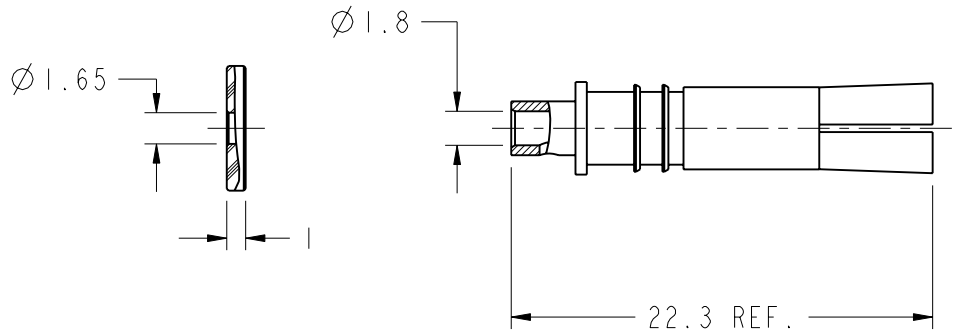


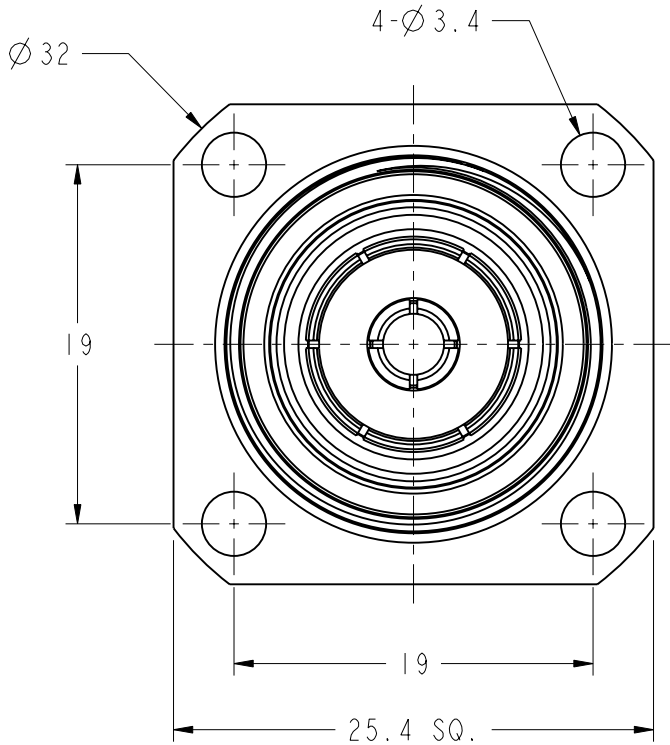
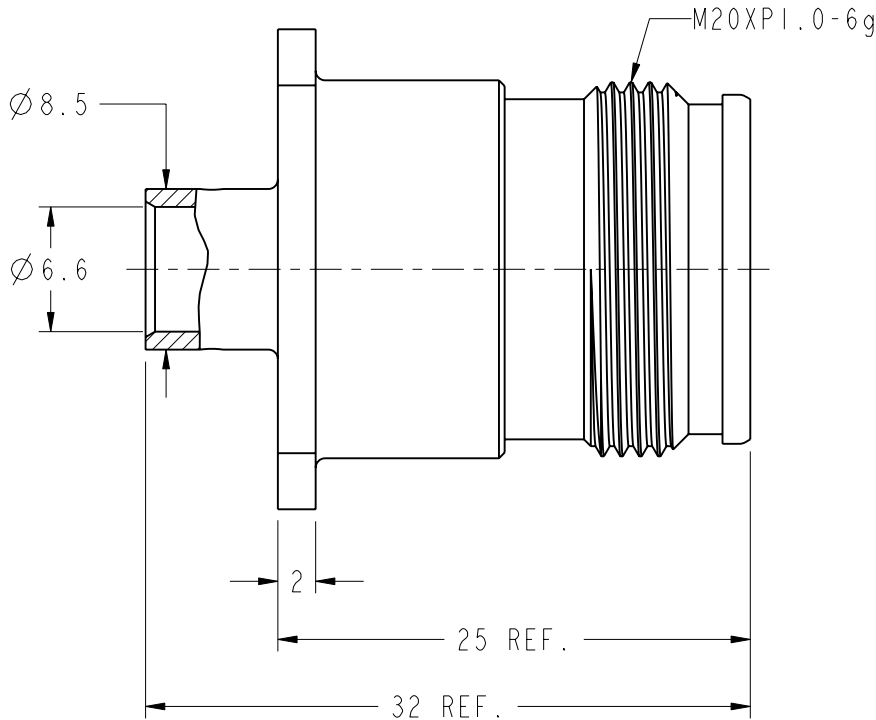
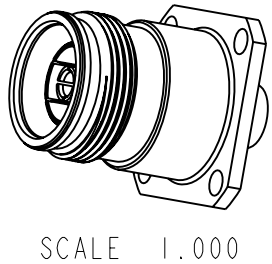
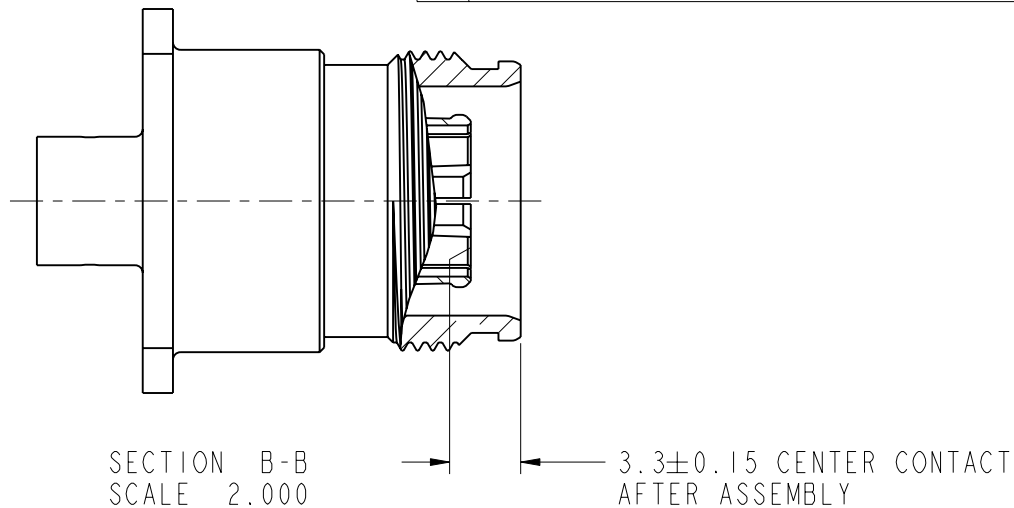
NOTES:

1. MATERIALS AND FINISHES:
BODY - BRASS, WHITE BRONZE PLATING
CONTACT-OUTER - PHOSPHOR BRONZE, SILVER PLATING
CONTACT - BeCu, SILVER PLATING
INSULATOR - PTFE, NATURAL
O-RING - SILICONE RUBBER, RED
2. ELECTRICAL:
A. IMPEDANCE: 50 OHM
B. FREQUENCY RANGE: DC - 6 GHz
C. VSWR: 1.08 MAX.@ DC -3 GHz
D. INSERTION LOSS: 0.05XSQRT[F(GHz)] 1dB MAX.
E. VOLTAGE RATING: 500 VRMS
F. DIELECTRIC WITHSTANDING VOLTAGE: 2500 VRMS MIN.
G. INSULATION RESISTANCE: 5000 MΩ MIN.
H. INTERMODULATION 3RD ORDER: -166 dBc MAX. (2 X 43 dBm)
3. MECHANICAL:
A. DURABILITY: 100 CYCLES MIN.
B. TEMPERATURE RANGE: -65° C TO +165° C
C. COMPATIBLE WITH ALL STANDARD 4.3/10 PLUGS
4. PACKAGING:
A. QUANTITY: PACK 10PCS/TRAY
B. MARKING: TRAY TO BE MARKED
"AMPHENOL RF, 431-115J-52S, AND DATE CODE"



THIRD ANGLE PROJ.

REVISIONS				
REV	DESCRIPTION	DATE	ECO	APPR
A	RELEASE TO MFG.	19-Aug-16	01321	RM
B	NOTE 3A 100 WAS 500	11/29/16	02521	KCE



CUSTOMER OUTLINE DRAWING
ALL OTHER SHEETS ARE FOR INTERNAL USE ONLY

<div>UNLESS OTHERWISE SPECIFIED, DIMENSIONS ARE IN METRIC AND TOLERANCES ARE: <0.5mm ± 0.05mm 0.5 - 6mm ± 0.1mm 6 - 30mm ± 0.2mm 30 - 120mm ± 0.3mm ANGLES ±1°</div> <div>NOTICE - These drawings, specifications, or other data (1) are, and remain the property of Amphenol corp. (2) must be returned upon request; and (3) are confidential and not to be disclosed to any person other than those to whom they are given by Amphenol Corp. the furnishing of these drawings, specifications, or other data by Amphenol Corp., or to any other person to anyone for any purpose is not to be regarded by implicatioin or otherwise in any manner licensing, granting rights to permitting such holder or any other sperson to manufacture, use or sell any product, process or design, patented or otherwsie, that may in any way be related to or disclosed by said drawings, specifications, or other data.</div>	MATERIAL	DRAWN K. SONG	DATE 02-Dec-16	TITLE 4.3-10 STR JACK FOR .25 CABLE IP67	Amphenol RF Danbury CT USA, Tainan, Taiwan, Shenzhen, China www.amphenolrf.com
	REFERENCE	ENGINEER L. QIN	DATE 11-Oct-15		
		APPROVED S. HSIEH	DATE 02-Dec-16		
		CAD FILE		SCALE: 2.5:1.0 SHEET 2 OF 2	DRAWING NO. 431-115J-52S
	FINISH			DWG SIZE B REV B	ITEM NO. 431-115J-52S PART NO. 431-115J-52S

Mouser Electronics

Authorized Distributor

Click to View Pricing, Inventory, Delivery & Lifecycle Information:

[Amphenol:](#)

[431-115J-52S](#)