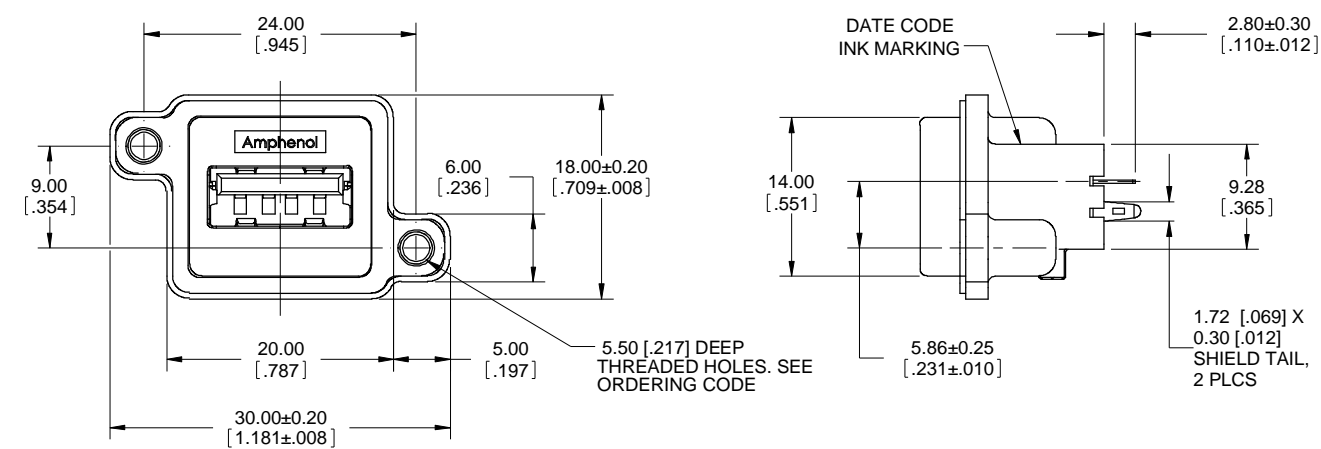


REVISIONS			
REV	DESCRIPTION, ECN, EAR NO.	DATE	APP'D
H	PRODUCT DRAWING (EAR 14553)	MAY23/17	K.L.



**ORDERING CODE: M U S B - A 5 1 1 - X X**

SERIES, RUGGED USB

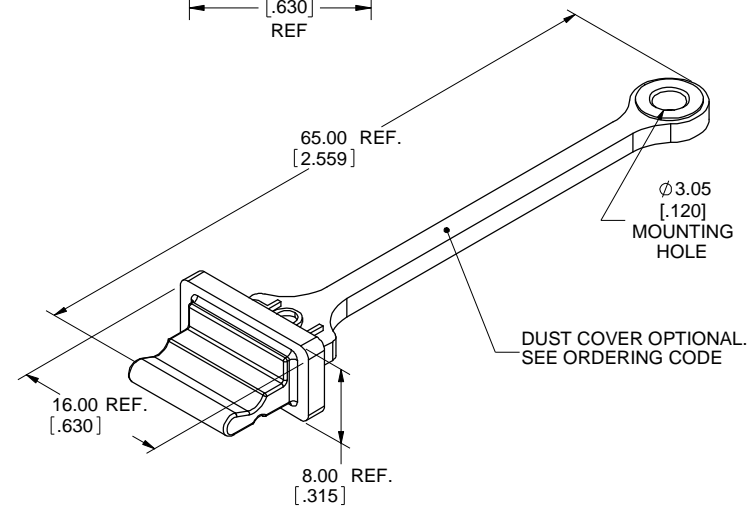
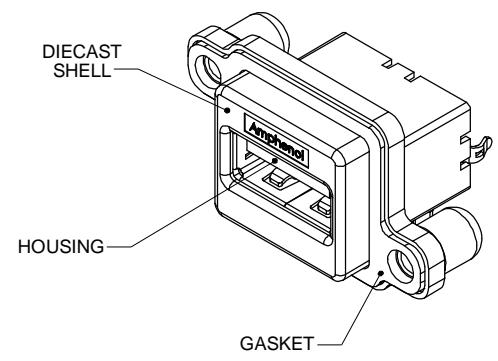
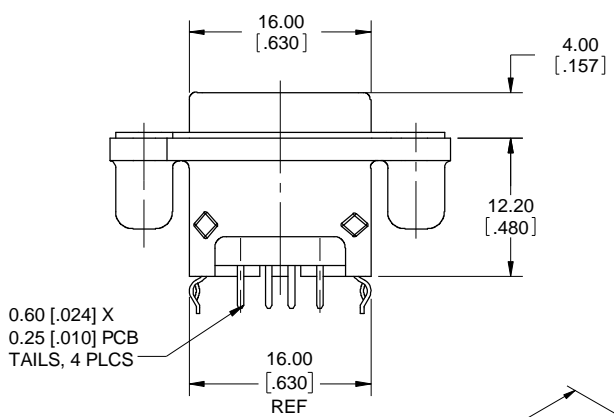
USB SERIES 'A' RECEPTACLE, VERTICAL, PCB TAIL

THREAD OPTION  
 0=#4-40 UNC THREAD  
 M=M3 x 0.5 THREAD  
 N= M3 x 0.5 THREAD

NOTE: THERE IS NO DIFFERENCE BETWEEN THREAD OPTIONS 'M' AND 'N'. USE OF 'N' IS PREFERRED

DUST COVER OPTION  
 0=NO DUST COVER SUPPLIED  
 1=WITH GREY DUST COVER SUPPLIED  
 5=WITH BLACK DUST COVER SUPPLIED

**SPECIAL CONNECTORS:**  
 MANY UNIQUE FEATURES MAY BE READILY AVAILABLE TO SUIT CUSTOMER REQUIREMENTS. CONSULT WITH AMPHENOL CANADA FOR DETAILS.



**NOTES:**

- MATERIAL:  
 ALL MATERIALS ARE RoHS COMPLIANT PER EU DIRECTIVE 2011/65/EU AND AMENDMENTS  
 " OUTER SHELL - DIECAST ZINC, NICKEL PLATED  
 " CONTACTS - COPPER ALLOY WITH 30 MICROINCHES (0.76 MICRONS) GOLD OVER 50 MICROINCHES (1.27 MICRONS) MINIMUM NICKEL ON THE MATING AREA AND TIN ON THE CONTACT TAILS.  
 " USB HOUSING - ENGINEERING THERMOPLASTIC, HIGH TEMPERATURE RESISTANT, UL FLAMMABILITY RATING 94V-0, COLOUR: BLACK  
 " UBS SHIELD: COPPER ALLOY, NICKEL PLATED  
 " GASKET - SILICONE RUBBER, BLACK  
 " DUST COVER - SILICONE RUBBER WITH NICKEL PLATED, COPPER ALLOY BUSHING
- ENVIRONMENTAL PERFORMANCE PER IEC 60529 CODE IP67 FOR SEAL BETWEEN MATING AREA AND PCB SIDE OF CONNECTOR. GASKET PROVIDES SEAL TO INSIDE FACE OF ENCLOSURE PANEL. AVAILABLE DUST COVER PROVIDES ADDED PROTECTION.
- CURRENT RATING: 1.5 AMPERES
- CONTACT RESISTANCE: 30 MILLIOHMS MAXIMUM
- OPERATING TEMPERATURE: -40C TO +105C
- DUST COVERS MAY BE ORDERED SEPERATELY. SPECIFY  
 " MUSB-2A111-014BP FOR GREY DUST COVER  
 " MUSB-2A111-024BP FOR BLACK DUST COVER  
 SEE PAGE 2 FOR APPLICATION VIEW.



UNLESS SPECIFIED OTHERWISE	DRAWN	S.SEMENOV	DEC13/05
PRIMARY UNITS MILLIMETERS	CHECKED	S.SEMENOV	DEC13/05
SECONDARY INCHES	M.E. APP'D		
REFERENCE IN PARENTHESES	Q.A. APP'D		
GENERAL TOLERANCES	DWG APPR.	K.BOUTROS	DEC13/05
1 DECIMAL PLACE ±0.X	ENG. REL. NO.		
2 DECIMAL PLACES ±0.XX	REF.		
3 DECIMAL PLACES ±0.XXX	THIRD ANGLE PROJECTION		
ANGULAR DEGREES ±0.XX°	DQ. NOT SCALE DRAWING		

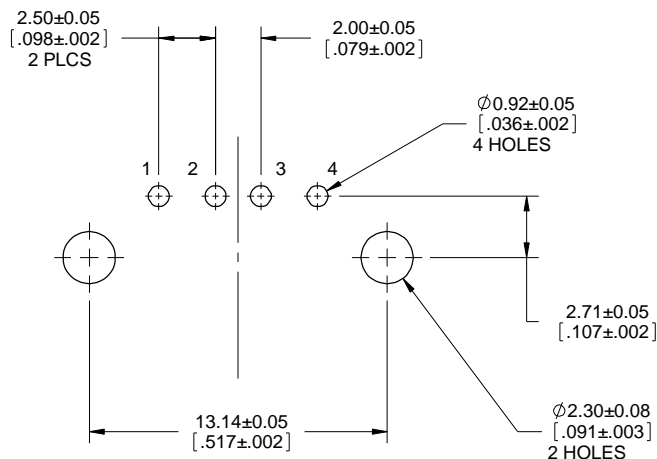
**Amphenol Canada Corp.**  
[www.amphenolcanada.com](http://www.amphenolcanada.com)

**MUSB SERIES RUGGED USB RECEPTACLE SERIES 'A' INTERFACE, VERTICAL PCB MOUNT, RoHS COMPLIANT**

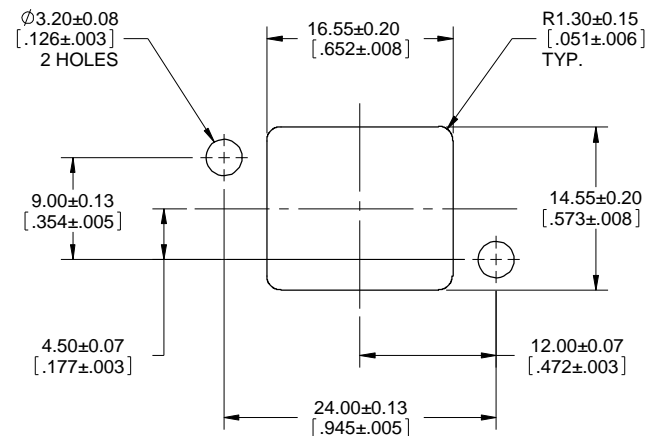
**P-MUSB-A511-XX**

CODE ID NO. **03554** | DWG SIZE: **X** | SCALE: **3:1** | SHEET **1** OF **2**

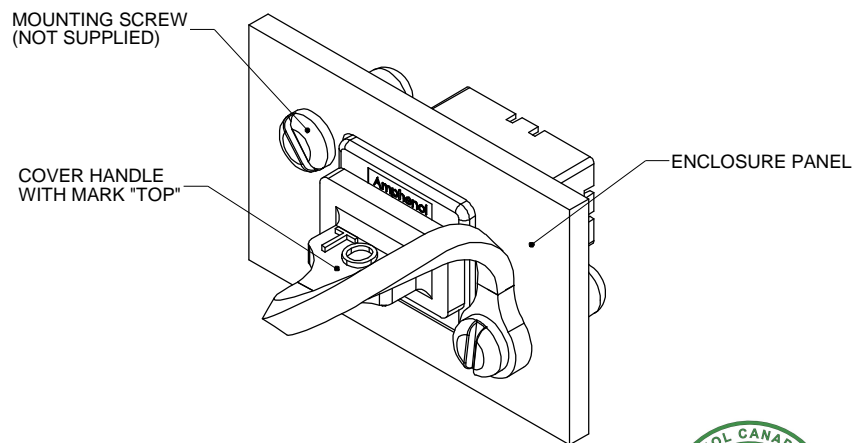
REVISIONS			
REV	DESCRIPTION, ECN, EAR NO.	DATE	APP'D
H	PRODUCT DRAWING (EAR 14553)	MAY23/17	K.L.



RECOMMENDED PCB LAYOUT



RECOMMENDED PANEL CUTOUT  
(OUTSIDE FACE OF PANEL)



DUST COVER APPLICATION



UNLESS SPECIFIED OTHERWISE	DRAWN	S.SEMENOV	DEC13/05
PRIMARY UNITS MILLIMETERS	CHECKED	S.SEMENOV	DEC13/05
SECONDARY UNITS INCHES	M.E. APP'D		
REFERENCE IN PARENTHESES	Q.A. APP'D		
GENERAL TOLERANCES	DWG APPR.	K.BOUTROS	DEC13/05
1 DECIMAL PLACE ±0.X	ENG. REL. NO.		
2 DECIMAL PLACES ±0.XX	REF.		
3 DECIMAL PLACES ±0.XXX	THIRD ANGLE PROJECTION		
ANGULAR DEGREES ±0.XX°			

<b>Amphenol Canada Corp.</b> <a href="http://www.amphenolcanada.com">www.amphenolcanada.com</a>			
<b>MUSB SERIES RUGGED USB RECEPTACLE, SERIES 'A' INTERFACE, VERTICAL PCB MOUNT, RoHS COMPLIANT</b>			
DWG. NO.	P-MUSB-A511-XX		REV H
CODE ID NO. 03554	DWG SIZE: X	SCALE: 3:1	SHEET 2 OF 2

# Mouser Electronics

Authorized Distributor

Click to View Pricing, Inventory, Delivery & Lifecycle Information:

[Amphenol:](#)

[MUSB-A511-00](#)