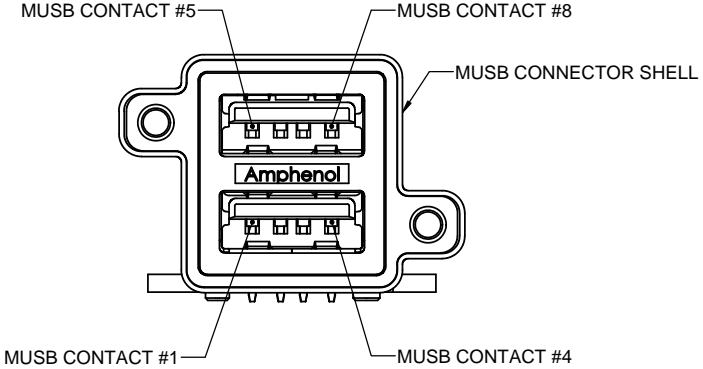




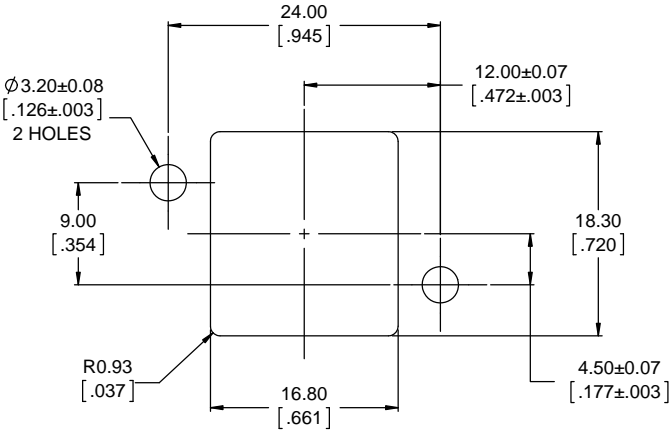
REVISIONS			
REV	DESCRIPTION, ECN, EAR NO.	DATE	APP'D
C	PRODUCT DRAWING (EAR 14309)	SEP09/14	K.L.



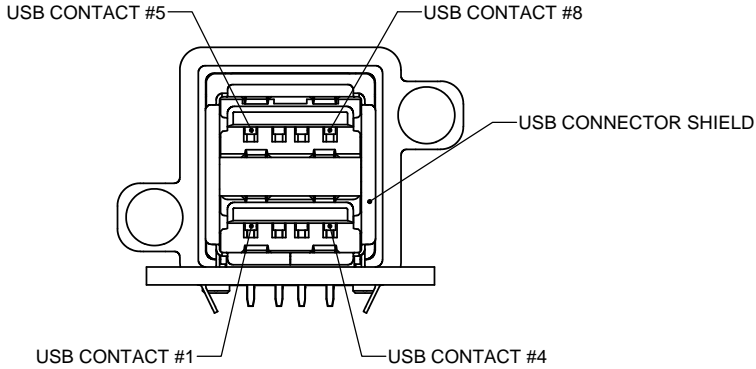
MUSB CONTACT ASSIGNMENT

MUSB CABLE TO USB CONNECTION CHART

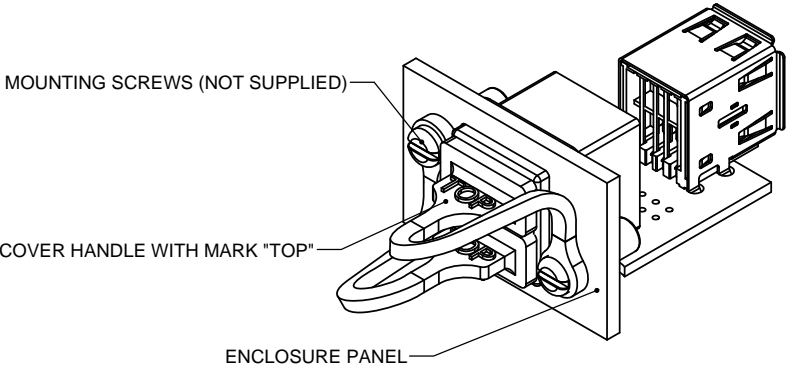
MUSB CONNECTOR CONTACTS	MATCHING USB RECEPTACLE
1	1
2	2
3	3
4	4
5	5
6	6
7	7
8	8
SHELL / GROUND	SHIELD / GROUND



RECOMMENDED PANEL CUTOUT  
OUTSIDE VIEW OF PANEL



USB CONTACT ASSIGNMENT



DUST COVER APPLICATION VIEW



UNLESS SPECIFIED OTHERWISE	DRAWN	S.SEMENOV	MAR01/07
PRIMARY UNITS MILLIMETERS	CHECKED		
SECONDARY INCHES	M.E. APP'D		
REFERENCE IN PARENTHESES	Q.A. APP'D		
GENERAL TOLERANCES	DWG APPR.	A.GREEN	MAR01/07
1 DECIMAL PLACE	ENG. REL. NO.		
2 DECIMAL PLACES ±0.15	REF.		
3 DECIMAL PLACES	THIRD ANGLE PROJECTION		
ANGULAR DEGREES	DO NOT SCALE DRAWING		

<b>Amphenol Canada Corp.</b> www.amphenolcanada.com			
MUSB SERIES USB RECEPTACLE, SERIES A STACKED, ON PCB WITH RIGHT ANGLE USB RECEPTACLE, THREAD & DUST COVER OPTIONS, RoHS COMPLIANT			
P-MUSB-C311-XX			REV C
CODE ID NO. 03554	DWG SIZE: X	SCALE: NTS	SHEET 2 OF 2

# Mouser Electronics

Authorized Distributor

Click to View Pricing, Inventory, Delivery & Lifecycle Information:

[Amphenol:](#)

[MUSB-C311-30](#)