

ORDERING CODE: MRJR - 54 X X - X F

SERIES RUGGED RJ
RJ 45 RECEPTACLE,
VERTICAL PCB TAIL
NUMBER OF CONTACTS
8= 8 CONTACTS
A= 10 CONTACTS

LED OPTION
0 = NONE
1 = LEFT GREEN, RIGHT YELLOW
4 = LEFT YELLOW, RIGHT GREEN
5 = LEFT GREEN, RIGHT GREEN
A = BI-COLOUR GREEN/YELLOW LEFT
BI-COLOUR GREEN/YELLOW RIGHT
D = GREEN LEFT
BI-COLOUR GREEN/YELLOW RIGHT

TAIL LENGTH & MOUNTING HOLE
THREAD OPTION
0 = "A" 2.54 [.100], #4-40 UNC
B = "A" 3.81 [.150], #4-40 UNC
M = "A" 2.54 [.100], M3 x 0.5
P = "A" 3.81 [.150], M3 x 0.5

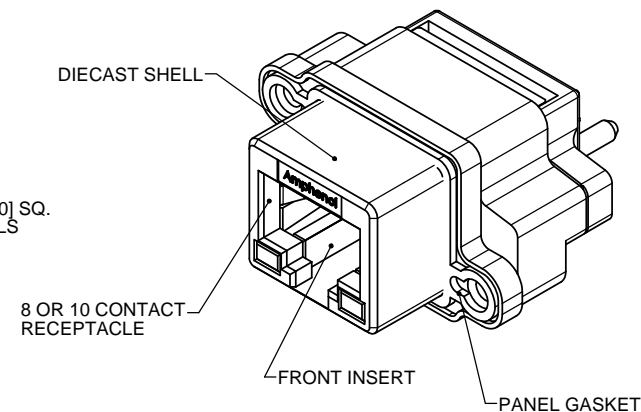
SINGLE PORT WITH THREADED
MOUNTING HOLES

SPECIAL CONNECTORS
MANY UNIQUE FEATURES ARE READILY
AVAILABLE TO SUIT CUSTOMER REQUIREMENTS.
CONSULT WITH AMPHENOL CANADA FOR DETAILS.



UNLESS SPECIFIED OTHERWISE	DRAWN	A.ESPIE	JUN11/12
PRIMARY UNITS MILLIMETERS	CHECKED		
SECONDARY UNITS INCHES	M.E. APP'D		
REFERENCE IN PARENTHESES	Q.A. APP'D		
GENERAL TOLERANCES	DWG APPR.	K.LAMBIE	JUL24/12
1 DECIMAL PLACE	ENG. REL. NO.	EAR 14091	
2 DECIMAL PLACES ±0.15	REF.		
3 DECIMAL PLACES	THIRD ANGLE PROJECTION		
ANGULAR DEGREES	DO NOT SCALE DRAWING		

REVISIONS			
REV	DESCRIPTION, ECN, EAR NO.	DATE	APP'D
B	PRODUCT DRAWING (ECN E12460)	DEC12/12	K.L.
C	PRODUCT DRAWING (EAR 14349)	FEB24/15	K.L.
D	PRODUCT DRAWING (EAR 14349)	SEPT10/15	K.L.



NOTES:

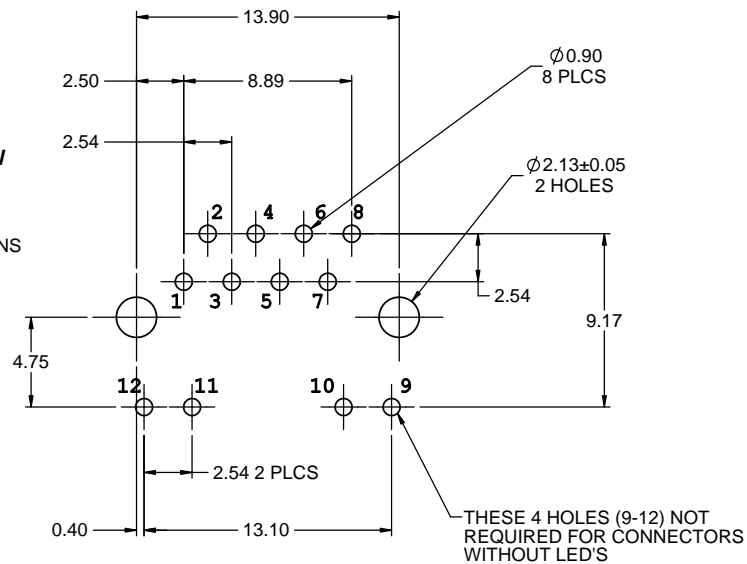
- MATERIAL:**
ALL MATERIALS ARE RoHS COMPLIANT PER EU DIRECTIVE 2002/95/EC AND AMENDMENTS
 - SHELL - DIECAST ZINC, NICKEL PLATED
 - CONTACTS - PHOSPHOR BRONZE WITH 1.27µm [50µ"] MIN. GOLD OVER 1.27µm [50µ"] MIN. NICKEL ON THE MATING AREA AND MATTE TIN OVER NICKEL ON THE CONTACT TAILS.
 - INSERTS - ENGINEERING THERMOPLASTIC, UL94V-0 REAR INSERTS: BLACK NYLON, FRONT INSERT: CLEAR POLYCARBONATE.
 - GASKET: SILICONE RUBBER, CONDUCTIVE, BLACK.
 - LED'S - EPOXY LENS, STEEL TAILS WITH TIN PLATING.
- ENVIRONMENTAL PERFORMANCE PER IEC 60529 CODE IP67 FOR SEAL BETWEEN MATING AREA AND PCB SIDE OF CONNECTOR GASKET PROVIDES SEAL TO INSIDE FACE OF PANEL.
- CURRENT RATING: 1.5 AMPERES.
- CONTACT RESISTANCE: 30 MILLIOHMS MAXIMUM.
- OPERATING TEMPERATURE: -40 °C TO +150 °C.
- LED CHARACTERISTICS: FORWARD DC CURRENT 25 mA MAX., FORWARD VOLTAGE 2.5V MAX. @ 2 mA.
- RECOMMENDED TORQUE FOR PANEL MOUNT SCREWS: 0.45 TO 0.65 N-m (4.0 TO 5.75 IN-LBS) FOR STEEL SCREWS WITH 3.00 (.118) THREAD ENGAGEMENT.
- CUSTOMER TO VERIFY THAT ALL PROCESS CLEANERS ARE COMPATIBLE WITH POLYCARBONATE MATERIAL.
- AVAILABLE MATING AREA COVERS PROVIDE ADDED PROTECTION. CONSULT WITH AMPHENOL CANADA FOR DETAILS.

Amphenol Canada Corp. www.amphenolcanada.com			
MRJR SERIES MODULAR JACK 10 POSITION, 8 OR 10 CONTACTS, VERTICAL PCB TAIL, LED, THREAD & TAIL LENGTH OPTIONS, RoHS COMPLIANT			
P-MRJR-54XX-XF			REV D
CODE ID NO. 03554	DWG SIZE: X	SCALE: 3:1	SHEET 1 OF 2

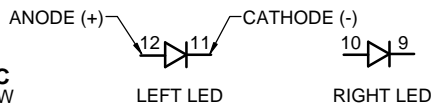
RECOMMENDED PCB LAYOUT COMPONENT SIDE OF BOARD

8 POSITION VIEW

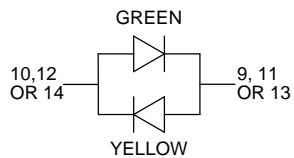
LOCATE HOLES
0.13 DIA
POSITION DIMENSIONS
ARE BASIC.



8 POSITION LED SCHEMATIC GREEN OR YELLOW

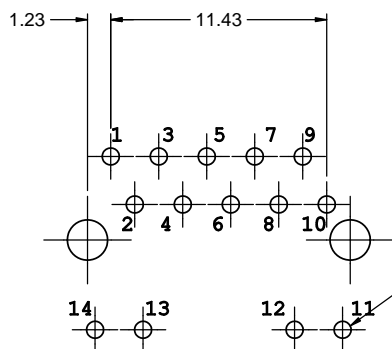


BI-COLOUR LED SCHEMATIC LEFT OR RIGHT SIDE, 8 OR 10 POSITION

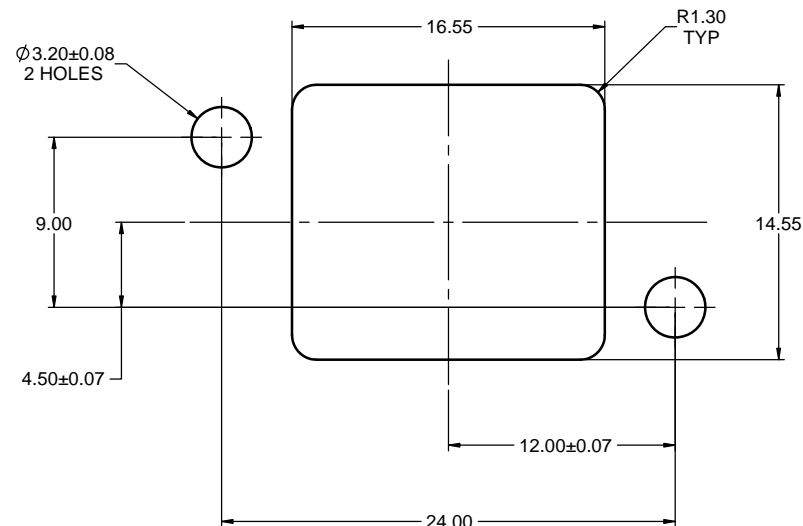
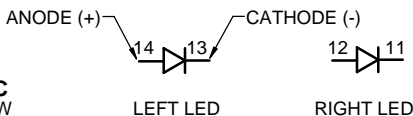


10 POSITION VIEW

LOCATE HOLES
0.13 DIA
POSITION DIMENSIONS
ARE BASIC.



10 POSITION LED SCHEMATIC GREEN OR YELLOW



RECOMMENDED PANEL CUTOUT OUTSIDE PANEL VIEW



UNLESS SPECIFIED OTHERWISE	DRAWN	A.ESPIE	JUN11/12
PRIMARY UNITS MILLIMETERS	CHECKED		
SECONDARY INCHES	M.E. APP'D		
REFERENCE IN PARENTHESES	Q.A. APP'D		
GENERAL TOLERANCES	DWG APPR.	K.LAMBIE	JUL24/12
1 DECIMAL PLACE	ENG. REL. NO.	EAR 14091	
2 DECIMAL PLACES ±0.15	REF.		
3 DECIMAL PLACES	THIRD ANGLE PROJECTION		
ANGULAR DEGREES	DO NOT SCALE DRAWING		

Amphenol Canada Corp. www.amphenolcanada.com MRJR SERIES MODULAR JACK 10 POSITION, 8 OR 10 CONTACTS, VERTICAL PCB TAIL, LED, THREAD & TAIL LENGTH OPTIONS, RoHS COMPLIANT			
P-MRJR-54XX-XF			REV D
CODE ID NO. 03554	DWG SIZE: X	SCALE: 5:1	SHEET 2 OF 2

Mouser Electronics

Authorized Distributor

Click to View Pricing, Inventory, Delivery & Lifecycle Information:

[Amphenol:](#)

[MRJR-5481-0F](#) [MRJR-5480-0F](#) [MRJR-5480-PF](#)