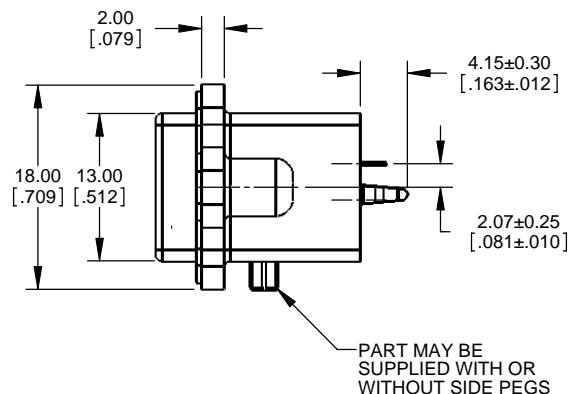
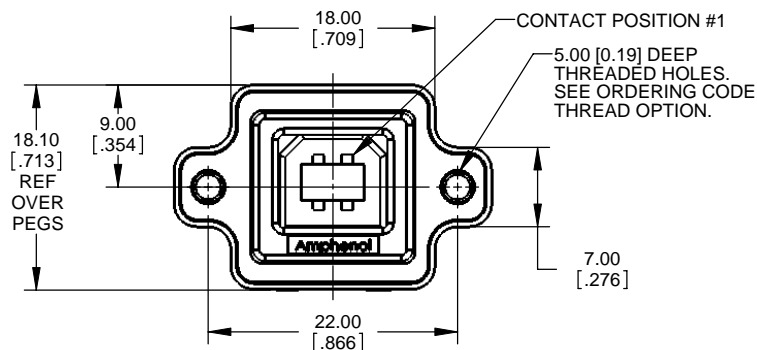


REVISIONS			
REV	DESCRIPTION, ECN, EAR NO.	DATE	APP'D
D	PRODUCT DRAWING (EAR 13700/13725)	JUN04/10	K.L



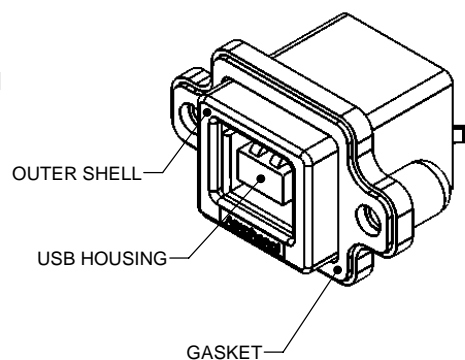
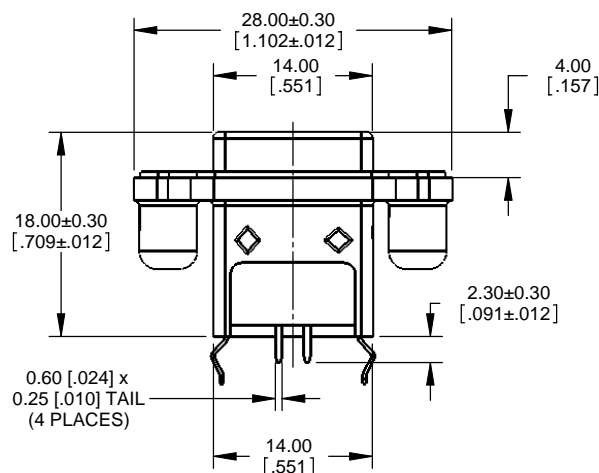
ORDERING CODE: M U S B - D 5 1 1 - X X

SERIES, RUGGED USB

USB SERIES 'B'
RECEPTACLE, VERTICAL,
PCB TAIL

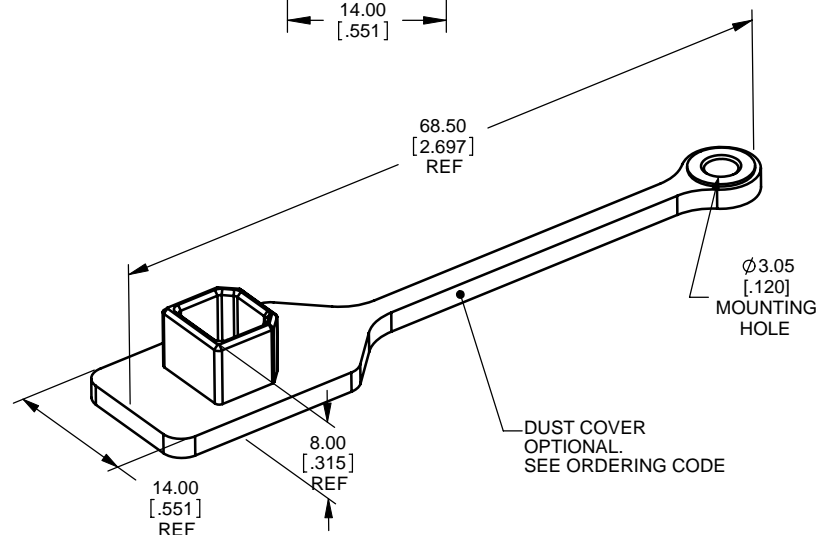
THREAD OPTION
0=#4-40 UNC THREAD
N=M3 x 0.5 THREAD

DUST COVER OPTION
0=NO DUST COVER SUPPLIED
1=WITH GREY DUST COVER SUPPLIED
5=WITH BLACK DUST COVER SUPPLIED



NOTES:

- MATERIAL:
ALL MATERIALS ARE RoHS COMPLIANT PER EU DIRECTIVE 2002/95/EC AND AMENDMENTS
 - SHELL - DIECAST ZINC, NICKEL PLATED
 - CONTACTS - COPPER ALLOY WITH 30 MICROINCHES (0.76 MICRONS) GOLD OVER 50 MICROINCHES (1.27 MICRONS) MINIMUM NICKEL ON THE MATING AREA AND TIN ON THE CONTACT TAILS.
 - INSERTS - ENGINEERING THERMOPLASTIC, UL FLAMMABILITY RATING 94V-0, COLOUR: WHITE
 - GASKET - SILICONE RUBBER
 - DUST COVER - SILICONE RUBBER WITH NICKEL PLATED, COPPER ALLOY BUSHING
- ENVIRONMENTAL PERFORMANCE PER IEC 60529 CODE IP67 FOR SEAL BETWEEN MATING AREA AND PCB SIDE OF CONNECTOR. GASKET PROVIDES SEAL TO INSIDE FACE OF PANEL.
- CURRENT RATING: 1.5 AMPERES
- CONTACT RESISTANCE: 30 MILLIOHMS MAXIMUM
- OPERATING TEMPERATURE: -40C TO +105C
- DUST COVERS MAY BE ORDERED SEPARATELY. SPECIFY
 - MUSB-2D11-004BP FOR GREY DUST COVER
 - MUSB-2D11-014BP FOR BLACK DUST COVER
 SEE SHEET 2 FOR APPLICATION VIEW



UNLESS SPECIFIED OTHERWISE	DRAWN	A.DODDS	JUL19/07
PRIMARY UNITS MILLIMETERS	CHECKED	K.LAMBIE	JUL20/07
SECONDARY MILLIMETERS	M.E. APP'D		
REFERENCE IN PARENTHESES	Q.A. APP'D		
GENERAL TOLERANCES	DWG APPR.		
1 DECIMAL PLACE	ENG. REL. NO.	EAR 13139	
2 DECIMAL PLACES ±0.20	REF.		
3 DECIMAL PLACES	THIRD ANGLE PROJECTION		
ANGULAR DEGREES	DO NOT SCALE DRAWING		

Amphenol Canada Corp.

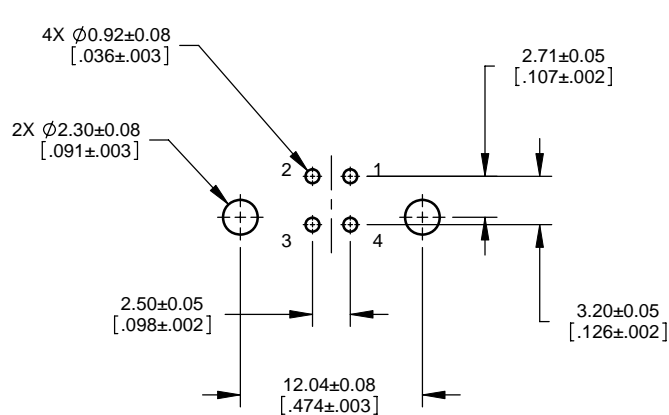
MUSB SERIES RUGGED USB
RECEPTACLE, SERIES 'B' INTERFACE,
VERTICAL PCB MOUNT,
RoHS COMPLIANT

P-MUSB-D511-XX

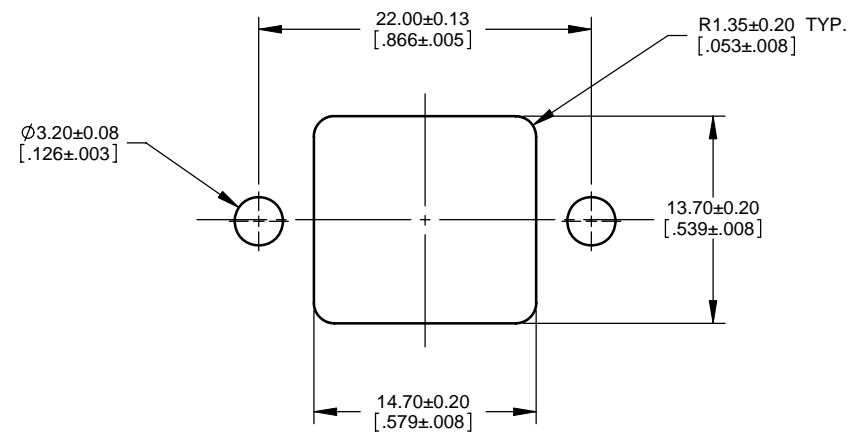
DWG. NO.	REV D
CODE ID NO. 03554	DWG. SIZE: C
SCALE: 3:1	SHEET 1 OF 2

THIS DOCUMENT CONTAINS PROPRIETARY INFORMATION AND SUCH INFORMATION MAY NOT BE DISCLOSED TO OTHERS FOR ANY PURPOSE OR USED FOR MANUFACTURING PURPOSES WITHOUT WRITTEN PERMISSION FROM AMPHENOL CANADA CORP.

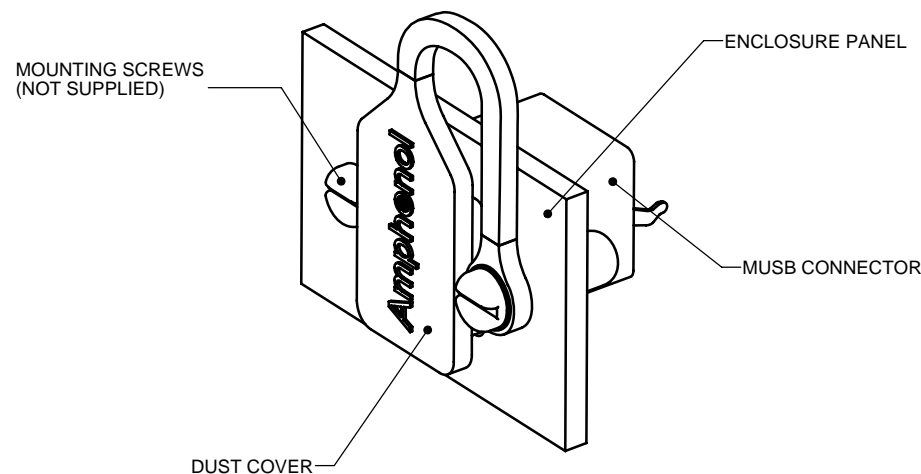
REVISIONS			
REV	DESCRIPTION, ECN, EAR NO.	DATE	APP'D
D	PRODUCT DRAWING (EAR 13700/13725)	JUN04/10	KL



RECOMMENDED P.C.B. LAYOUT
(COMPONENT SIDE OF BOARD)



RECOMMENDED PANEL CUTOUT



DUST COVER APPLICATION
SCALE 3:1



UNLESS SPECIFIED OTHERWISE	DRAWN	A.DODDS	JUL19/07
PRIMARY UNITS MILLIMETERS	CHECKED	K.LAMBIE	JUL20/07
SECONDARY INCHES	M.E. APP'D		
REFERENCE IN PARENTHESES	Q.A. APP'D		
GENERAL TOLERANCES	DWG APPR.		
1 DECIMAL PLACE	ENG. REL. NO.	EAR 13139	
2 DECIMAL PLACES ±0.20	REF.		
3 DECIMAL PLACES	THIRD ANGLE PROJECTION		
ANGULAR DEGREES	DO NOT SCALE DRAWING		

Amphenol Canada Corp.

MUSB SERIES RUGGED USB
RECEPTACLE, SERIES 'B' INTERFACE,
VERTICAL PCB MOUNT,
RoHS COMPLIANT

DWG. NO.	REV
P-MUSB-D511-XX	D
CODE ID NO. 03554	DWG. SIZE: C
SCALE: 4:1	SHEET 2 OF 2

Mouser Electronics

Authorized Distributor

Click to View Pricing, Inventory, Delivery & Lifecycle Information:

[Amphenol:](#)

[MUSB-D511-00](#) [MUSB-D511-N0](#)