

Piezovelocity transducers

793V series





SPECIFICATIONS

	793V	793V-5
Sensitivity, $\pm 10\%$¹, 25°C	100 mV/in/sec	500 mV/in/sec
Velocity range	50 in/sec peak	10 in/sec peak
Amplitude nonlinearity	2.5%	5%
Frequency response:		
$\pm 10\%$	3.0 - 3,500 Hz	8.0 - 3,500 Hz
± 3 dB	2.5 - 7,000 Hz	5.0 - 7,000 Hz
Resonance frequency, mounted, nominal	15 kHz	15 kHz
Transverse sensitivity, max	5% of axial	5% of axial
Temperature response:		
-50°C	-5%	-5%
+80°C	+3%	+3%
+120°C	-5%	-5%
Power requirement:		
Voltage source	18 - 30 VDC	18 - 30 VDC
Current regulating diode	2 - 10 mA	2 - 10 mA
Electrical noise, equiv. in/sec, nominal:		
Broadband 2.5 Hz to 25 kHz	100 μ in/sec	40 μ in/sec
Spectral 10 Hz	10 μ in/sec/ $\sqrt{\text{Hz}}$	4.0 μ in/sec/ $\sqrt{\text{Hz}}$
100 Hz	1.0 μ in/sec/ $\sqrt{\text{Hz}}$	0.4 μ in/sec/ $\sqrt{\text{Hz}}$
1,000 Hz	0.2 μ in/sec/ $\sqrt{\text{Hz}}$	0.05 μ in/sec/ $\sqrt{\text{Hz}}$
Output impedance, nominal 4 mA supply	200 Ω	200 Ω
Bias output voltage, nominal	10 VDC	10 VDC
Grounding	case isolated, internally shielded	
Temperature range	-50° to +120°C	-50° to +120°C
Vibration limit	250 g peak	250 g peak
Shock limit	5,000 g peak	2,500 g peak
Electromagnetic sensitivity, equiv. in/sec	25 μ in/sec/gauss	25 μ in/sec/gauss
Sealing	hermetic	hermetic
Base strain sensitivity	0.0005 in/sec/ μ strain	0.0005 in/sec/ μ strain
Weight	145 grams	145 grams
Case material	316L stainless steel	316L stainless steel
Mounting	1/4-28 tapped hole	1/4-28 tapped hole
Output connector	2 pin, MIL-C-5015	2 pin, MIL-C-5015
Mating connector	R6	R6
Recommended cabling	J9T2	J9T2

Notes: ¹ For a 100 mV/ips sensor with $\pm 5\%$ sensitivity tolerance, order model 793V100-5.

Accessories supplied: SF6 mounting stud (metric mounting available); calibration data (level 3)

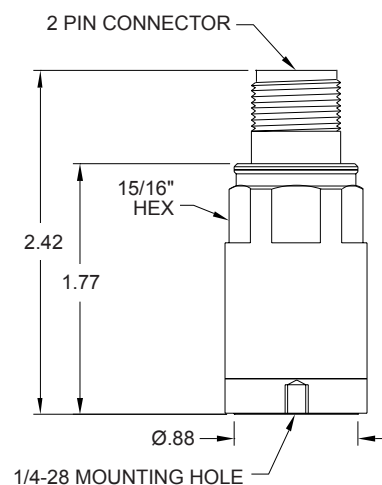
Certifications

All 793V models	793VE	793V-33	793V-35
	 Class I, II, III, T4 Div 1 Groups C, D, E, F, G Div 2 Groups A, B, C, D, F, G	 Class I, Div 1 Groups A, B, C, D	 II 1 G Ex ia IIA T4 Ga Tamb: -50°C to 120°C



Key features

- Intrinsically safe and radiation resistant options available for model 793V
- Available with $\pm 5\%$ sensitivity tolerance
- Manufactured in an ISO 9001 certified facility



Connections	
Function	Connector pin
power/signal	A
common	B

Note: Due to continuous process improvement, specifications are subject to change without notice. This document is cleared for public release.

Mouser Electronics

Authorized Distributor

Click to View Pricing, Inventory, Delivery & Lifecycle Information:

[Amphenol:](#)

[793V-33](#) [793V-35](#) [793VE](#)