

PRODUCT NUMBER
76350-YXX-XXLF

- RoHS COMPLIANT & COMPATIBLE, SEE NOTE 8
- TOTAL NB OF POSITIONS 04 TO 72
- PIN STYLE SEE SHEET 2

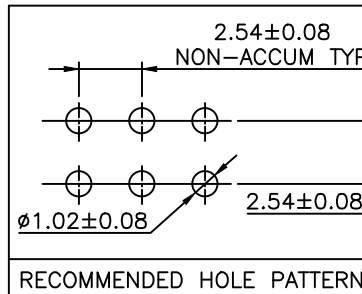
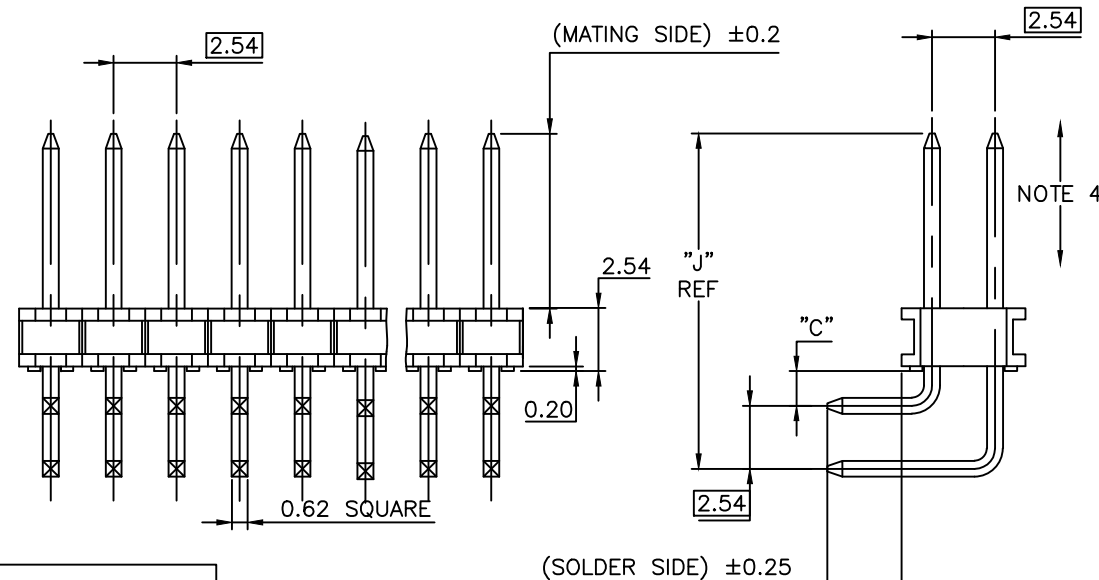
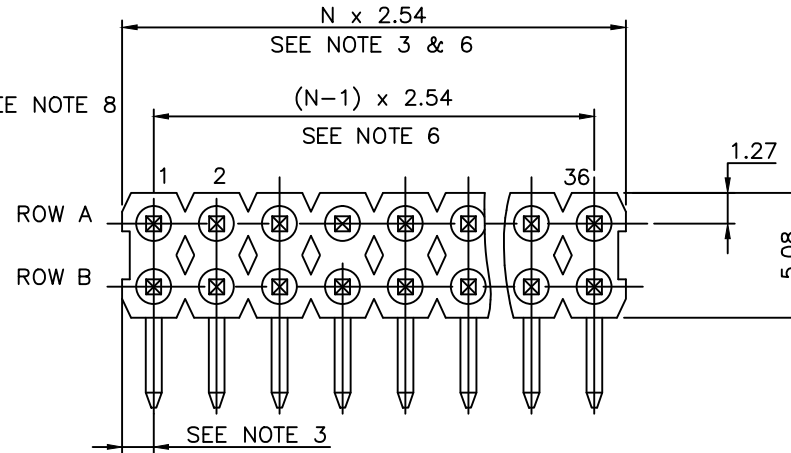
PLATING:

- 1 = 0.76µm FULL GOLD/GXT
- 3 = 2µm MIN MATTE TIN FULL PLATED
- 8 = 0.38µm FULL GOLD/GXT
- 1.27µm Ni MIN UNDERPLATING

NOTES:




- HOUSING MAT'L : HIGH TEMPERATURE THERMOPLASTIC FLAME RETARDANT PER UL94-VO, COLOR BLACK.
- PIN MATERIAL : PHOSPHOR BRONZE.
- DIM 1.27^{+0.03}_{-0.13} FOR MOULDED SIDE(S) ONLY. IF SIDE(S) ARE BROKEN, DIM 1.02 TO 1.7 MAX APPLIES.
- PIN PUSH OUT FORCE : 12N MIN.
- PRODUCT PACKAGED IN POLY BAGS.
- TO DETERMINE DIMENSIONS :
N = NUMBER OF POSITIONS
EXAMPLE : 8 POS N x 2.54 = 20.32mm
- FOR STANDARD SELECTIVE GOLD PLATED PRODUCTS, SEE DRAWING 77317.
- RoHS COMPATIBLE PRODUCT SPECIFICATIONS

- a - LF MEANS THE PRODUCT IS LEAD-FREE
- b - MANUFACTURING PROCESS COMPATIBILITY
 - THE HOUSING WILL WITHSTAND EXPOSURE TO 260°C ±5°C SOLDER BATH TEMPERATURE FOR 5 SECONDS IN A WAVE SOLDER APPLICATION WITH A 1.6mm MIN THICK CIRCUIT BOARD.
- c - LABELING:
 - MEETS PACKAGING SPECS AS PER GS-14-920
- d - LEGAL STATEMENT: SEE GS-47-0004



mat'l. code				surface	tolerance	projection	product family	
SEE NOTES				ISO 1302	ISO 406 ISO 1101	mm	BERGSTIK	
ltr	ecn	no	dr	date	tolerances unless otherwise specified		title	
AH	F06	-0207	LMU	06.07.27	angles	.X ±0.3	HEADER RA,DR	
AJ	F08	-0148	JCO	08.05.27	Linear	.XX ±0.15	2.54mm	
AK	F11	-0077	LMU	11.06.28		.XXX ±0.05	scale 5:1	
AL	B	-19261	LMU	14.10.31	dr	G LEOTY 95.08.26	dwg no	
AF	F03	-0203	LMU	03.04.28	chr	engr COMPAGNON J 95.08.26	sheet 1 of 2	
AG	F02	-0186	LMU	05.06.09	appd	JMC 95.08.26	76350	
sheet index				revision	AL	AG	type	
1				2			CUSTOMER Drawing	

APPLICATION SPECIFIC					
PIN	STYLE	MATING	SOLDER	"C"	"J"
03		5.84	2.41	1.52	12.44
04		5.84	3.05	1.52	12.44
06		10.72	13.39	1.52	17.32
07		12.32	13.39	1.52	18.92
08		3.05	3.05	1.52	9.65
09		6.04	1.6	1.52	12.64
10		10.89	3.05	1.52	17.49
14		5.82	7.8	1.4	12.3
15		3.2	10	1.52	9.8
18		3.5	6.4	1.4	10
20		13	3.23	1.52	19.6
22		7.48	1.6	1.52	14.08

mat'l. code				surface ISO 1302 <input checked="" type="checkbox"/>		tolerance ISO 406 ISO 1101			product family BSTIK			
ltr	ecn no	dr	date	tolerances unless otherwise specified					title HEADER,DR,RA, 2.54 mm			
AA	F00135	DLE	00.02.23	angles	linear				dwg no		sheet 2 of -	size
AB	F00145	LMU	00.03.07								76350	
AC	F00461	LMU	00.07.11									
AD	F20116	DLE	02.01.17	dr	G LEOTY	95.08.26						
AE	F03-0203	LMU	03.04.28	engr	COMPAGNON J	95.08.26						
AF	F05-0186	LMU	05.06.09	chr								
AG	F06-0207	LMU	06.07.27	appd	JMC	95.08.26		type CUSTOMER Drawing				
sheet index	revision sheet											

Mouser Electronics

Authorized Distributor

Click to View Pricing, Inventory, Delivery & Lifecycle Information:

[Amphenol:](#)

[76350-118-34LF](#) [76350-110-26LF](#)