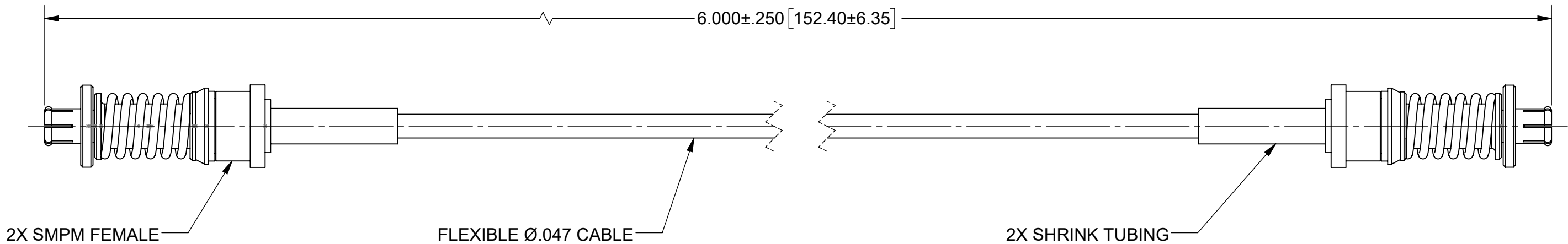


PRODUCT DATA DRAWING

REVISION HISTORY			
REV	DESCRIPTION	DATE	APPROVED
A	DCN 52757	07/23	SEE PDM


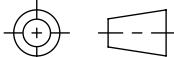


COMPONENTS:

CONNECTORS	2X SMPM FEMALE VITA 67.3 (3221-40071)
CABLE:	FLEXIBLE Ø.047 CABLE (200-70-479)
SHRINK TUBING:	M23053/5

PERFORMANCE:

IMPEDANCE:	50 OHMS
FREQ. RANGE:	DC TO 40.0 GHz.

MATERIAL:	SEE NOTES	DIMENSIONS ARE IN INCHES TOLERANCES:		UNLESS OTHERWISE SPECIFIED		<div> www.svmicrowave.com</div> <div>TITLE: SMPM FEMALE VITA 67.3 TO SMPM FEMALE VITA 67.3 6" CABLE ASSEMBLY FOR Ø.047 CABLE</div>	
FINISH:	SEE NOTES	FRACTIONAL: ±1/64 ANGULAR: X° ±1°0' X°X' ±15'		1) ALL DIMENSIONS ARE IN INCHES (MILLIMETERS) 2) ALL DIMENSIONS ARE AFTER PLATING. 3) BREAK CORNERS & EDGES .005 R. MAX. 4) CHAM. 1ST & LAST THREADS. 5) SURFACE ROUGHNESS 63-MIL-STD-10. 6) DIA.'S ON COMMON CENTERS TO BE CONCENTRIC WITHIN .005 T.I.R. 7) REMOVE ALL BURRS			
SURFACE AREA:	N/A	DECIMAL: .X ±.030 .XX ±.010 .XXX ±.005		INTERPRET DIMENSIONS AND TOLERANCES PER ASME Y14.5M - 1994		SIZE B	DWG. NO. 7032-9735
PROPRIETARY		THIRD ANGLE PROJECTION		DRAWN: KRR 05/09/23			
THE INFORMATION CONTAINED IN THIS DRAWING IS THE SOLE PROPERTY OF SV MICROWAVE, INC. ANY REPRODUCTION IN PART OR AS A WHOLE WITHOUT THE WRITTEN PERMISSION OF SV MICROWAVE, INC IS PROHIBITED.				CHECKED: SEE PDM			
				APPROVED: SEE PDM			
				SCALE: 4:1		SHEET 1 OF 1	

Mouser Electronics

Authorized Distributor

Click to View Pricing, Inventory, Delivery & Lifecycle Information:

[Amphenol:](#)

[7032-9735](#)