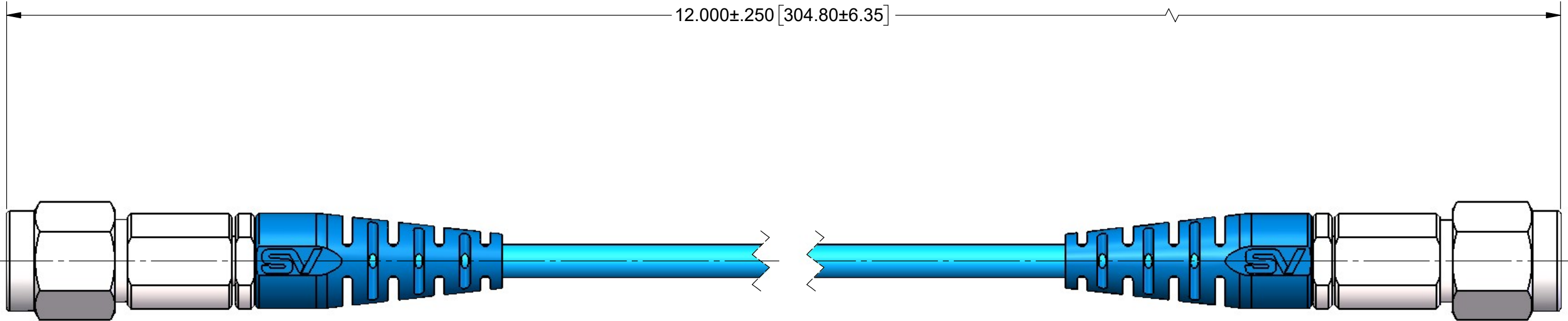


PRODUCT DATA DRAWING

REVISION HISTORY			
REV	DESCRIPTION	DATE	APPROVED
-	NRN 46817	06/22	SEE PDM



MATERIAL:


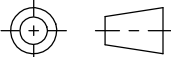
CONNECTORS: STR. M SMA FOR SV87LL CABLE (2911-61020)

CABLE: SV87LL FLEXIBLE CABLE (200-70-363)

STRAIN RELIEF: SILICONE RUBBER 80A (220-70-149)

PERFORMANCE:

IMPEDANCE: 50 OHMS
FREQ. RANGE: DC TO 18.0 GHz.
VSWR: 1.5:1 MAX DC TO 18.0GHz

MATERIAL:	SEE NOTES	DIMENSIONS ARE IN INCHES TOLERANCES: FRACTIONAL: $\pm 1/64$ ANGULAR: X° $\pm 1^{\circ}0'$ X°X' $\pm 15'$ DECIMAL: .X $\pm .030$.XX $\pm .010$.XXX $\pm .005$ INTERPRET DIMENSIONS AND TOLERANCES PER ASME Y14.5M - 1994	UNLESS OTHERWISE SPECIFIED 1) ALL DIMENSIONS ARE IN INCHES (MILLIMETERS) 2) ALL DIMENSIONS ARE AFTER PLATING. 3) BREAK CORNERS & EDGES .005 R. MAX. 4) CHAM. 1ST & LAST THREADS. 5) SURFACE ROUGHNESS 63-MIL-STD-10. 6) DIA.'S ON COMMON CENTERS TO BE CONCENTRIC WITHIN .005 T.I.R. 7) REMOVE ALL BURRS	 www.svmicrowave.com	
FINISH:	SEE NOTES			TITLE: SMA STR. M TO SMA STR. M SV87LL CABLE ASSEMBLY	
SURFACE AREA:	N/A				
THE INFORMATION CONTAINED IN THIS DRAWING IS THE SOLE PROPERTY OF SV MICROWAVE, INC. ANY REPRODUCTION IN PART OR AS A WHOLE WITHOUT THE WRITTEN PERMISSION OF SV MICROWAVE, INC IS PROHIBITED.		THIRD ANGLE PROJECTION	DRAWN: JPM 06/02/22	SIZE B	DWG. NO. 7029-3821
			CHECKED: SEE PDM	SCALE: 3:1	
			APPROVED: SEE PDM	SHEET 1 OF 1	

Mouser Electronics

Authorized Distributor

Click to View Pricing, Inventory, Delivery & Lifecycle Information:

[Amphenol:](#)

[7029-3821](#)