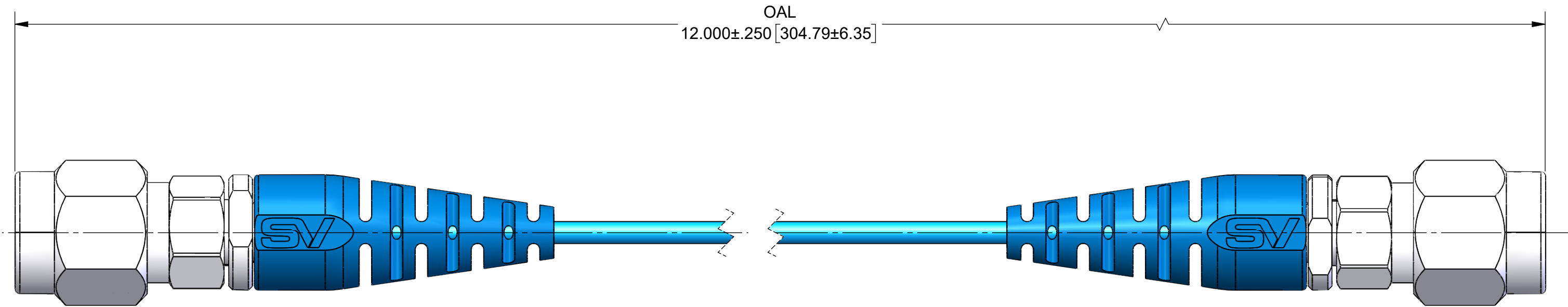


PRODUCT DATA DRAWING

REVISION HISTORY			
REV	DESCRIPTION	DATE	APPROVED
-	NRN 46068	06/21	SEE PDM


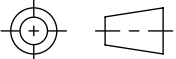


MATERIAL:

- CONNECTORS: SMA STR. M (2911-61003)
- STRAIN RELIEF BOOT: SILICONE RUBBER 80A (220-70-145)
- CABLE: STANDARD .047 FLEXTRA (200-70-214)

PERFORMANCE:

- IMPEDANCE: 50 OHMS
- FREQ. RANGE: DC TO 18.0 GHz.

MATERIAL: SEE NOTES	DIMENSIONS ARE IN INCHES TOLERANCES: FRACTIONAL: $\pm 1/64$ ANGULAR: X° $\pm 1^{\circ}0'$ X°X' $\pm 15'$ DECIMAL: .X $\pm .030$.XX $\pm .010$.XXX $\pm .005$ INTERPRET DIMENSIONS AND TOLERANCES PER ASME Y14.5M - 1994	UNLESS OTHERWISE SPECIFIED 1) ALL DIMENSIONS ARE IN INCHES (MILLIMETERS) 2) ALL DIMENSIONS ARE AFTER PLATING. 3) BREAK CORNERS & EDGES .005 R. MAX. 4) CHAM. 1ST & LAST THREADS. 5) SURFACE ROUGHNESS 63-MIL-STD-10. 6) DIA.'S ON COMMON CENTERS TO BE CONCENTRIC WITHIN .005 T.I.R. 7) REMOVE ALL BURRS	<div> www.svmicrowave.com</div> <div>TITLE: SMA STR. M TO SMA STR. M ON STD FLEXTRA CABLE</div>
FINISH: SEE NOTES			
SURFACE AREA: N/A	THIRD ANGLE PROJECTION 	DRAWN: JPM 06/25/21 CHECKED: SEE PDM APPROVED: SEE PDM	SIZE B DWG. NO. 7029-3649
PROPRIETARY THE INFORMATION CONTAINED IN THIS DRAWING IS THE SOLE PROPERTY OF SV MICROWAVE, INC. ANY REPRODUCTION IN PART OR AS A WHOLE WITHOUT THE WRITTEN PERMISSION OF SV MICROWAVE, INC IS PROHIBITED.			SCALE: 4:1
			SHEET 1 OF 1

Mouser Electronics

Authorized Distributor

Click to View Pricing, Inventory, Delivery & Lifecycle Information:

[Amphenol:](#)

[7029-3649](#)