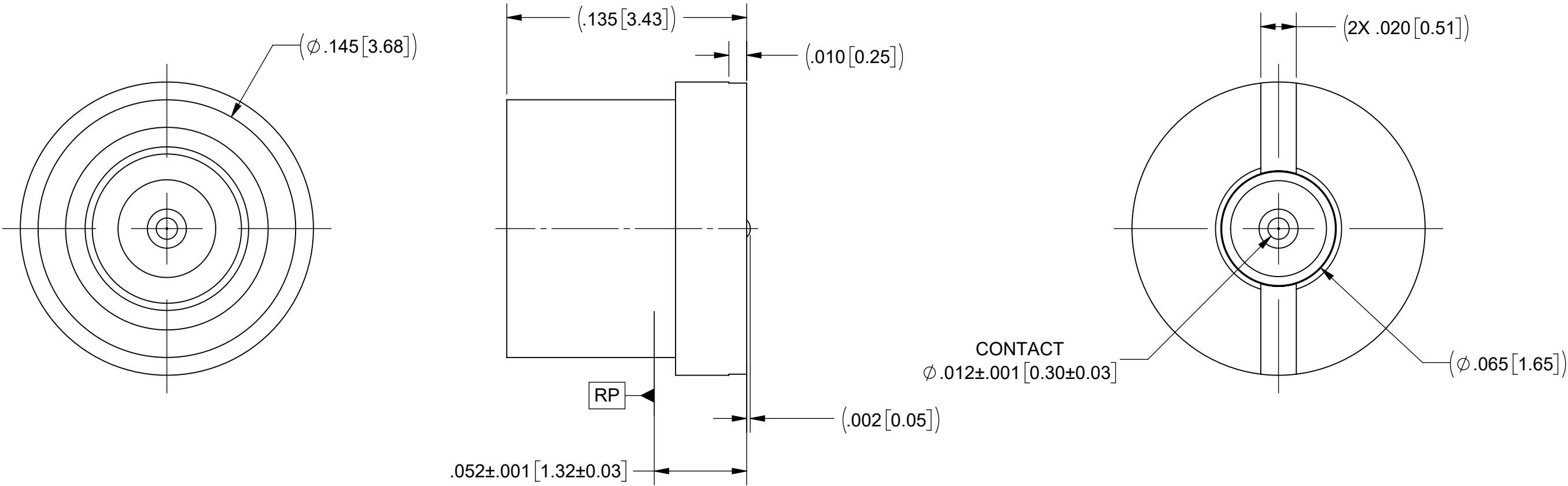


PRODUCT DATA DRAWING

REVISION HISTORY			
REV	DESCRIPTION	DATE	APPROVED
-	NRN 44917	06/20	BNK
A	REV. DCN 51250	12/21/21	STW



MATERIAL:

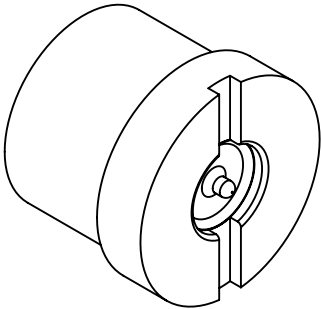
BODY & CONTACT: KOVAR PER ASTM-F15-78
INSULATOR: GLASS (CORNING #7070 OR EQUIVALENT)

FINISH:


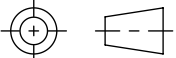
CONTACT: GOLD PER ASTM B488, TYPE II, CODE C, CLASS 1.27,
OVER NICKEL PER AMS-QQ-N-290, CLASS 1, .00005" MIN.

PERFORMANCE:

IMPEDANCE: 50 OHMS
FREQ. RANGE: DC TO 40.0 GHz.



NOTES:
1. FOR RECOMMENDED FOOTPRINT TO YOUR SPECIFIC PCB, CONTACT
SV MICROWAVE SALES DEPARTMENT (sales@svmicro.com, 561-840-1800).

MATERIAL: SEE NOTES	DIMENSIONS ARE IN INCHES TOLERANCES: FRACTIONAL: ±1/64 ANGULAR: X° ±1°0' X°X' ±15'	UNLESS OTHERWISE SPECIFIED 1) ALL DIMENSIONS ARE IN INCHES (MILLIMETERS) 2) ALL DIMENSIONS ARE AFTER PLATING. 3) BREAK CORNERS & EDGES .005 R. MAX. 4) CHAM. 1ST & LAST THREADS. 5) SURFACE ROUGHNESS 63-MIL-STD-10. 6) DIA.'S ON COMMON CENTERS TO BE CONCENTRIC WITHIN .005 T.I.R. 7) REMOVE ALL BURRS	 www.svmicrowave.com
FINISH: SEE NOTES	DECIMAL: .X ±.030 .XX ±.010 .XXX ±.005	INTERPRET DIMENSIONS AND TOLERANCES PER ASME Y14.5M - 1994	
SURFACE AREA: N/A	THIRD ANGLE PROJECTION 	DRAWN: JPM 06/19/20 CHECKED: BNK 06/19/20 APPROVED: BNK 06/19/20	TITLE: SMPM STR. M (FD) BOARD MOUNT CONNECTOR
THE INFORMATION CONTAINED IN THIS DRAWING IS THE SOLE PROPERTY OF SV MICROWAVE, INC. ANY REPRODUCTION IN PART OR AS A WHOLE WITHOUT THE WRITTEN PERMISSION OF SV MICROWAVE, INC IS PROHIBITED.			SIZE DWG. NO. B 3211-20028 SCALE: 16:1 SHEET 1 OF 1

Mouser Electronics

Authorized Distributor

Click to View Pricing, Inventory, Delivery & Lifecycle Information:

[Amphenol:](#)

[3211-20028](#)