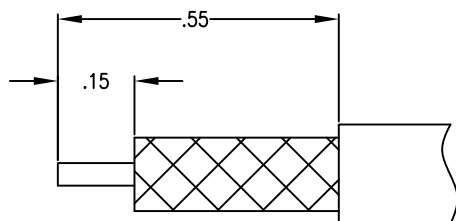
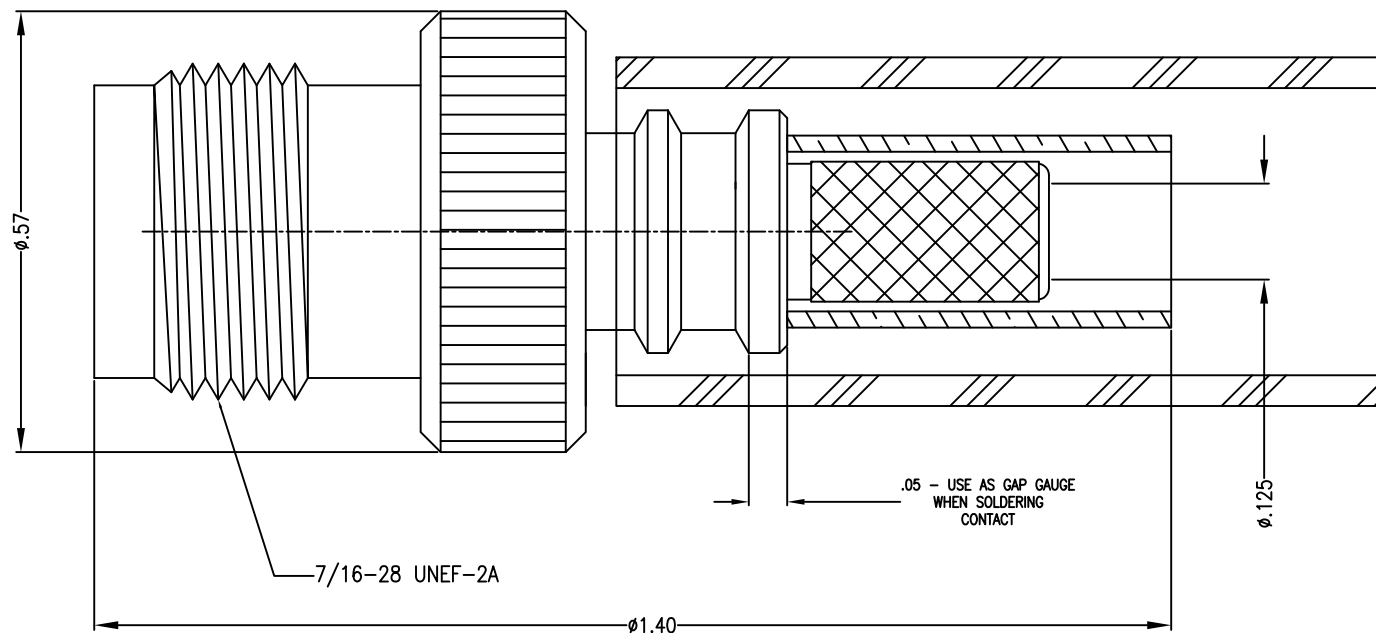
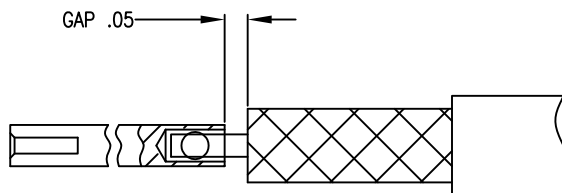


NOTICE OF PROPRIETARY RIGHTS THIS DOCUMENT CONTAINS CONFIDENTIAL TECHNICAL DATA, INCLUDING TRADE SECRETS, PROPRIETARY TO TIMES MICROWAVE SYSTEMS. DISCLOSURE OF THIS DATA IS EXPRESSLY CONDITIONED UPON YOUR ASSENT THAT ITS USE IS LIMITED TO USE WITHIN YOUR COMPANY ONLY. ANY OTHER USE IS STRICTLY PROHIBITED WITHOUT THE PRIOR WRITTEN CONSENT OF TIMES MICROWAVE SYSTEMS.

SYM	REVISION DESCRIPTION	DFTM	DATE	APPD	DATE
A	RELEASED FOR PRODUCTION	N.N.N	6/2/14	J.D.B.	6/5/14



CABLE PREP
HEX SIZE .213
NOT TO SCALE



- | | | |
|--|--|-------------------------------|
| 1.0 PERFORMANCE | 2.0 MATERIALS | 3.0 FINISHES: SEE TABLE |
| 1.1 FREQUENCY RANGE: DC-6 GHz | 2.1 DIELECTRIC: PTFE | 4.0 MECHANICAL |
| 1.2 NOMINAL IMPEDANCE: 50 OHMS | 2.2 CONTACT: BERYLLIUM COPPER | 4.1 INTERFACE PER MIL-STD-348 |
| 1.3 DWV: 500 VRMS @ 60 Hz (SEA LEVEL) | 2.3 CRIMP FERRULE: SOFT COPPER | |
| 1.4 TEMPERATURE RANGE: -65°C TO +165°C | 2.4 OTHER METAL PARTS: BRASS | |
| | 2.5 HEAT SHRINK: POLYOLEFIN THICK WALL | |

BODY	CONTACT
ALBALOY	GOLD/NI

MATL:		UNLESS OTHERWISE SPECIFIED		DFTM. N. N. N	TIMES MICROWAVE SYSTEMS	
USED ON: A		ALL DIMENSIONS ARE IN INCHES MACHINED SURFACES FINISH N/A RMS MAX. REMOVE ALL BURRS .005 MAX. BREAK MACHINE CORNERS .005 MAX. FILLET R. TOLERANCES ON DECIMALS .XX ± .03 .XXX ± .005 ANGLES ± 1° FRACTIONS ± 1/32		DATE 6/2/14		
				CHKD. J. D. B.		
				DATE 6/5/14		
				APPD. J. D. B.		
SCALE: N/A	DWG. SIZE A	DO NOT SCALE DRAWING	CODE IDENT 68999	DATE 6/5/14	SHT 1 of 1	SD3190-2884 REV A

Mouser Electronics

Authorized Distributor

Click to View Pricing, Inventory, Delivery & Lifecycle Information:

[Amphenol:](#)

[TC-200-TF-X](#)