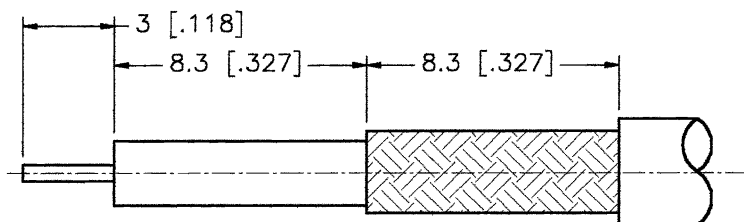
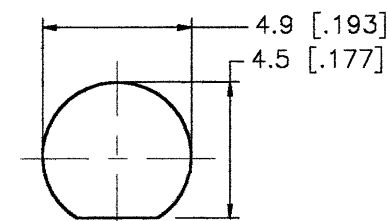


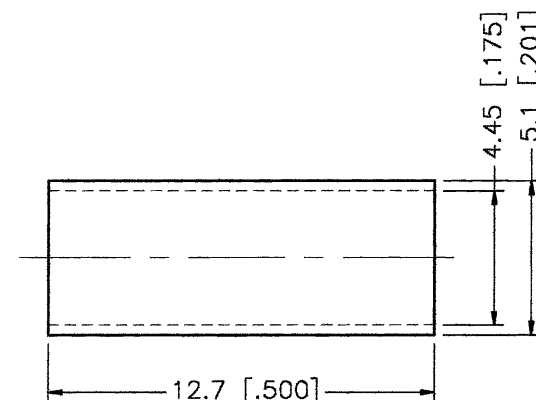
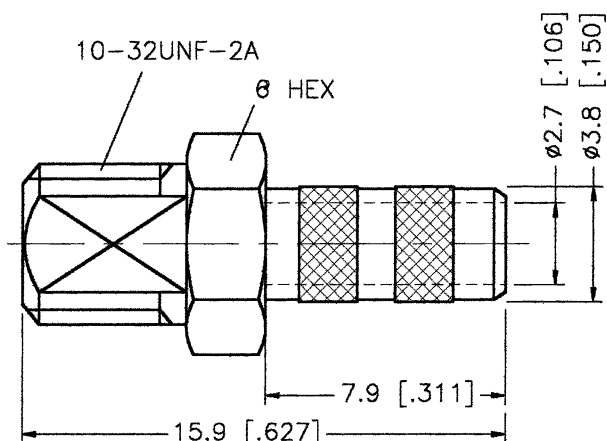
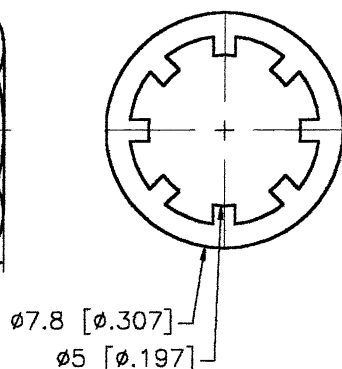
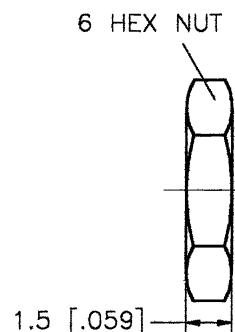
| REV. | DATE | DESCRIPTION |
|------|----------|-----------------|
| NC | 03/06/00 | INITIAL RELEASE |



RECOMMENDED
CABLE STRIPPING DIM'S




RECOMMENDED
MOUNTING HOLE



CRIMP NOTES:

1. CRIMPED FERRULE
HEX CRIMP SIZE .178"

| | | | | | | | | | | | | |
|---|-------------|----------|--------|--|-----------|--------|--|----------|------------|--------|----------|--------|
| | DESCRIPTION | MATERIAL | FINISH | UNLESS OTHERWISE SPECIFIED DIMENSIONS ARE IN MILLIMETERS | APPROVALS | DATE | <div> Connector Corporation</div> | | | | | |
| 1 | BODY | BRASS | NICKEL | DIMENSIONS IN [] ARE IN INCHES FOR CUSTOMER REFERENCE ONLY | DRAWN | G.R.S. | | | | | 03/06/00 | |
| 2 | FERRULE | COPPER | NICKEL | | CHECKED | | | | | | | |
| 3 | LOCK WASHER | BRASS | NICKEL | UNLESS OTHERWISE SPECIFIED TOLERANCES FOR MILLIMETERS ARE: 0.5-6 = ± 0.2 6-30 = ± 0.4 30-120 = ± 0.6 120-315 = ± 1 315-1000 = ± 1.6 1000-2000 = ± 2.4 | ISSUED | | TITLE | | | | | |
| 4 | HEX NUT | BRASS | NICKEL | | | | BULKHEAD CABLE TERMINATION (FOR RG-180B/U, 195/U CABLE) | | | | | |
| 5 | | | | | | | SIZE | FSCM NO. | DWG. NO. | REV. | | |
| 6 | | | | | | | A | 99001 | 142276.DWG | NC | | |
| 7 | | | | | | | | | | | | |
| 8 | | | | DO NOT SCALE DRAWING | | | SCALE | NA | PART NO. | 142276 | SHEET | 1 OF 1 |

Mouser Electronics

Authorized Distributor

Click to View Pricing, Inventory, Delivery & Lifecycle Information:

[Amphenol:](#)

[142276](#)