

PRODUCT DATA DRAWING

REVISION HISTORY			
REV	DESCRIPTION	DATE	APPROVED
-	NRN 44886	06/20	BNK

MATERIALS:

BODIES, CONTACTS & EMI / ANTI-ROCK RING:

BERYLLIUM COPPER PER ASTM B196,
ALLOY No. UNS C17300, TD04.

INSULATORS:

PTFE PER ASTM D1710, TYPE I, GRADE 1, CLASS B

SLEEVE:

STAINLESS STEEL PER AMS-5640,
ALLOY UNS S30300, TYPE 1;
OR ASTM A582 TYPE 303, COND. A

SPRING:

STAINLESS STEEL PER AMS-5678, ALLOY S17700.

FINISHES:

**BODIES, CONTACTS,
EMI / ANTI-ROCK RING
& SLEEVE:**

GOLD PER ASTM B488, TYPE II,
CODE C, CLASS 1.27, OVER NICKEL
PER AMS-QQ-N-290, CLASS 1, .00005" MIN.

SPRING:

PASSIVATED PER AMS 2700.

ELECTRICAL SPECIFICATIONS:

IMPEDANCE:
FREQ. RANGE:

50 OHMS
DC TO 40.0 GHz.

MECHANICAL SPECIFICATIONS:

SPRING FORCE:

4.0 LBS MAXIMUM AT FULL DEFLECTION,
2.0 LBS MINIMUM PRELOAD.

ENGAGE FORCE:

FULL DETENT:
SMOOTH BORE:


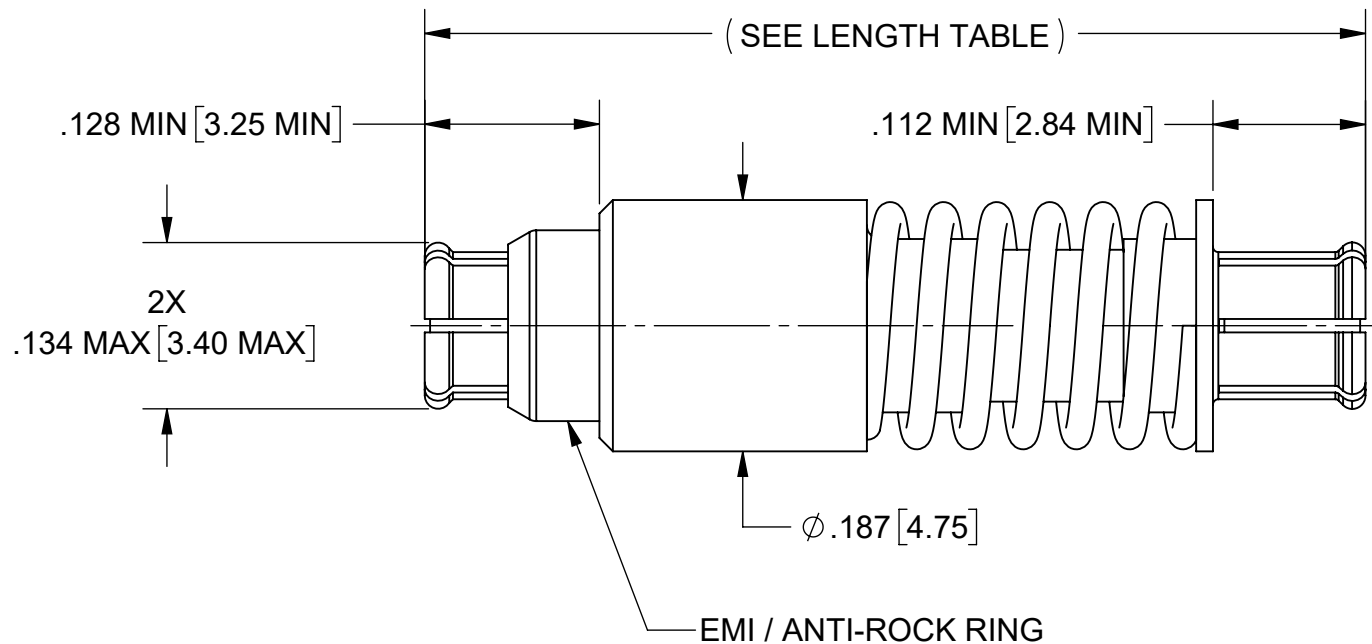
13.5 LBS MAXIMUM (6.0 LBS TYP.)
2.5 LBS MAXIMUM (1.85 LBS TYP.)


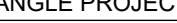
DISENGAGE FORCE:

FULL DETENT:
SMOOTH BORE:

5.0 LBS MINIMUM (7.5 LBS TYP.)
7.5 OZ MINIMUM (8.5 OZ TYP.)

LENGTH TABLE			
SV PART NUMBER	LENGTHS		
	COMPRESSED	NOMINAL	UNCOMPRESSED
1112-4144	0.600	0.650	0.700
1112-4145	0.675	0.725	0.775
1112-4146	0.750	0.800	0.850
1112-4147	0.825	0.875	0.925
1112-4148	0.900	0.950	1.000



MATERIAL:	SEE NOTES	DIMENSIONS ARE IN INCHES TOLERANCES:		UNLESS OTHERWISE SPECIFIED		 www.svmicrowave.com	
FINISH:	SEE NOTES	FRACTIONAL: $\pm 1/64$ ANGULAR: $X^\circ \pm 1^\circ 0'$ $X^\circ X' \pm 15'$		1) ALL DIMENSIONS ARE IN INCHES (MILLIMETERS) 2) ALL DIMENSIONS ARE AFTER PLATING 3) BREAK CORNERS & EDGES .005 R. MAX. 4) CHAM. 1ST & LAST THREADS. 5) SURFACE ROUGHNESS 63. MIL-STD-10. 6) DIA.'S ON COMMON CENTERS TO BE CONCENTRIC WITHIN .005 T.I.R. 7) REMOVE ALL BURRS		TITLE: SMP FEMALE TO FEMALE COMPRESSIBLE ADAPTER	
SURFACE AREA:	N/A	DECIMAL: $.X \pm .030$ $.XX \pm .010$ $.XXX \pm .005$		INTERPRET DIMENSIONS AND TOLERANCES PER ASME Y14.5M - 1994			
PROPRIETARY THE INFORMATION CONTAINED IN THIS DRAWING IS THE SOLE PROPERTY OF SV MICROWAVE, INC. ANY REPRODUCTION IN PART OR AS A WHOLE WITHOUT THE WRITTEN PERMISSION OF SV MICROWAVE, INC IS PROHIBITED.		THIRD ANGLE PROJECTION		DRAWN:		MKK 06/02/20	
				CHECKED:		BNK 06/02/20	
				APPROVED:		BNK 06/02/20	
						SIZE	DWG. NO.
						B	1112-4144-4148
						SCALE: 7:1	SHEET 1 OF

Mouser Electronics

Authorized Distributor

Click to View Pricing, Inventory, Delivery & Lifecycle Information:

[Amphenol:](#)

[1112-4144](#) [1112-4145](#) [1112-4146](#) [1112-4147](#) [1112-4148](#)