







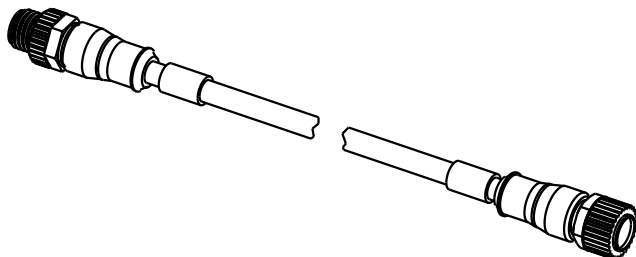


Stromlaufplan /
Schematic diagram

1		Litze braun (+) / flexible conductor brown (+)		1
2		Litze weiss (Ö) / flexible conductor white (O)		2
4		Litze schwarz (S) / flexible conductor black (S)		4
3		Litze blau (-) / flexible conductor blue (-)		3

Halogen-freie PUR-Leitung 4x0,34mm²
in schwarz mit UL/CSA-Zulassung /
Halogen-free PUR-conductor 4x0,34mm²
black with approval according to UL/CSA

21 03 415 2401	0,3m
21 03 415 2402	0,6m
21 03 415 2403	1,0m
21 03 415 2404	1,5m
21 03 415 2405	2,0m
Artikelnr.	Nennlänge (L)



All Dimensions in mm Original Size DIN A 4			Techn. Character.			Nicht tolerierte Masse / Free size tolerances	
				Dat.	Name	1:1	M12-Rundsteckverbinder Buchse Stift gerade / M12-circular connector female male straight
			Detail.	22.11.04	Ho		
			Insp.		WELL		
			Stand.				
411416	17.01.05	Ho	HARTING Electric GmbH & Co. KG D-32339 Espelkamp			1:1	TB 21 03 415 2400
411399	10.01.05	Ho					
411338							
Mod.	Dat.	Name				Sub.	Blatt / page



Mouser Electronics

Authorized Distributor

Click to View Pricing, Inventory, Delivery & Lifecycle Information:

HARTING:

[21034152401](#) [21034152402](#)