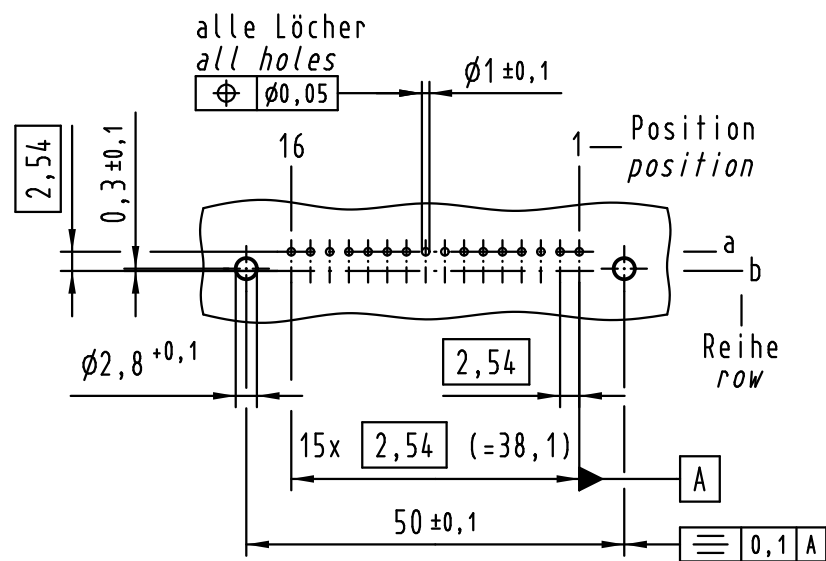
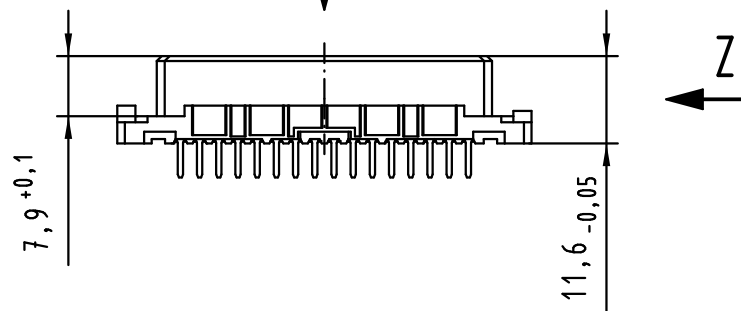


X

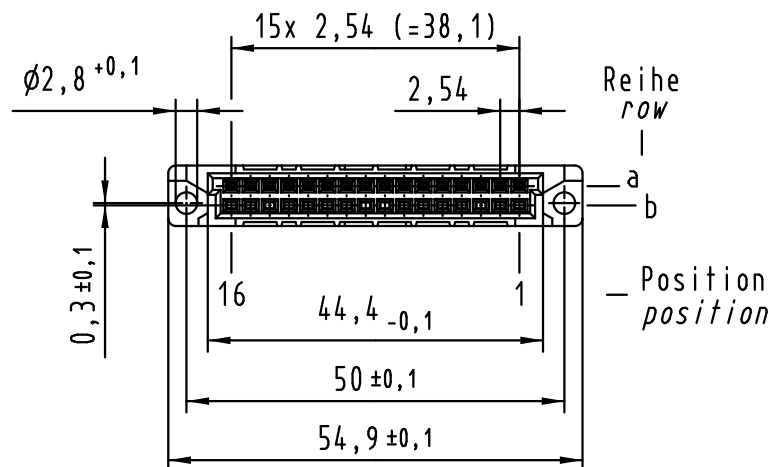
Lochbild
board drillings



X

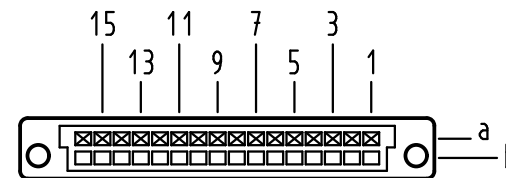


X



X

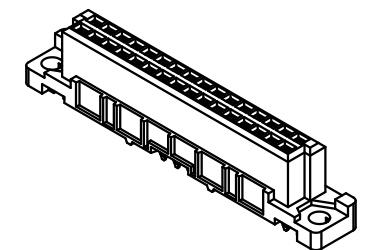
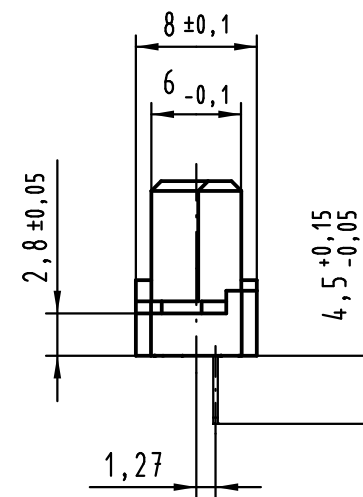
Kontaktanordnung
contact arrangement



16 Einlöt Kontakte
16 solder contacts

- ☒ = Einlöt Kontakt
= solder contact
- = Kontaktposition nicht belegt
= position without contact

Z (2:1)



① weitere Informationen siehe: DS 09 03 210 00 01
further information see: DS 09 03 210 00 01

All Dimensions in mm Original Size DIN A 3			Techn. Character.			Nicht tolerierte Maße/Free size tolerances IEC 60603-2	
				Dat.	Name	1:1	har-bus 2B Federleiste Einlöt 4,5 , 16-polig har-bus 2B female connector solder 4.5 , 16-pole
			Detail.	20.06.02	Rie.		
			Insp.	20.06.02	Sch.		
			Stand.				
36416	15.07.11	Hage.				HARTING	TB 09 22 216 x835
34306	28.11.07	LehT					
31103							
Mod.	Dat.	Name	HARTING Electronics GmbH & Co. KG D-32339 ESPELKAMP			Sub.	Blatt/ page

Mouser Electronics

Authorized Distributor

Click to View Pricing, Inventory, Delivery & Lifecycle Information:

HARTING:

09222166835