

SEK-19 SV HT MA LP STR29 20P PL2 VC/RE




Image is for illustration purposes only. Please refer to product description.

Part number	09 19 520 6324 740
Specification	SEK-19 SV HT MA LP STR29 20P PL2 VC/RE
HARTING eCatalogue	https://b2b.harting.com/09195206324740

Identification

Category	Connectors
Series	SEK Low-profile
Element	Male connector
Description of the contact	Straight

Version

Termination method	Reflow soldering termination (THR)
Connection type	PCB to cable PCB to PCB
Number of contacts	20
Termination length	2.9 mm
Pack contents	Tape & reel

Technical characteristics

Contact rows	2
Contact spacing (termination side)	2.54 mm
Rated current	1 A
Insulation resistance	$>10^9 \Omega$
Contact resistance	$\leq 20 \text{ m}\Omega$
Limiting temperature	-55 ... +125 °C (during reflow soldering max. +240 °C for 60 s)
Insertion and withdrawal force	$\leq 40 \text{ N}$
Performance level	2 acc. to IEC 60603-13
Mating cycles	≥ 250



Pushing Performance
Since 1945

Technical characteristics

Test voltage $U_{r.m.s.}$	1 kV
Isolation group	II ($400 \leq CTI < 600$)

Material properties

Material (insert)	Thermoplastic resin (PCT)
Colour (insert)	Beige
Material (contacts)	Copper alloy
Surface (contacts)	Noble metal over Ni Mating side Sn over Ni Termination side
Material flammability class acc. to UL 94	V-0
RoHS	compliant
ELV status	compliant
China RoHS	e
REACH Annex XVII substances	Not contained
REACH ANNEX XIV substances	Not contained
REACH SVHC substances	Not contained
California Proposition 65 substances	Yes
California Proposition 65 substances	Lead Nickel
Fire protection on railway vehicles	EN 45545-2 (2020-08)
Requirement set with Hazard Levels	R26

Specifications and approvals

Specifications	IEC 60603-13
UL / CSA	UL 1977 ECBT2.E102079 CSA-C22.2 No. 182.3 ECBT8.E102079

Commercial data

Packaging size	400
Net weight	4.15 g
Country of origin	Romania
European customs tariff number	85366990
GTIN	5713140211421
ETIM	EC002637

Commercial data

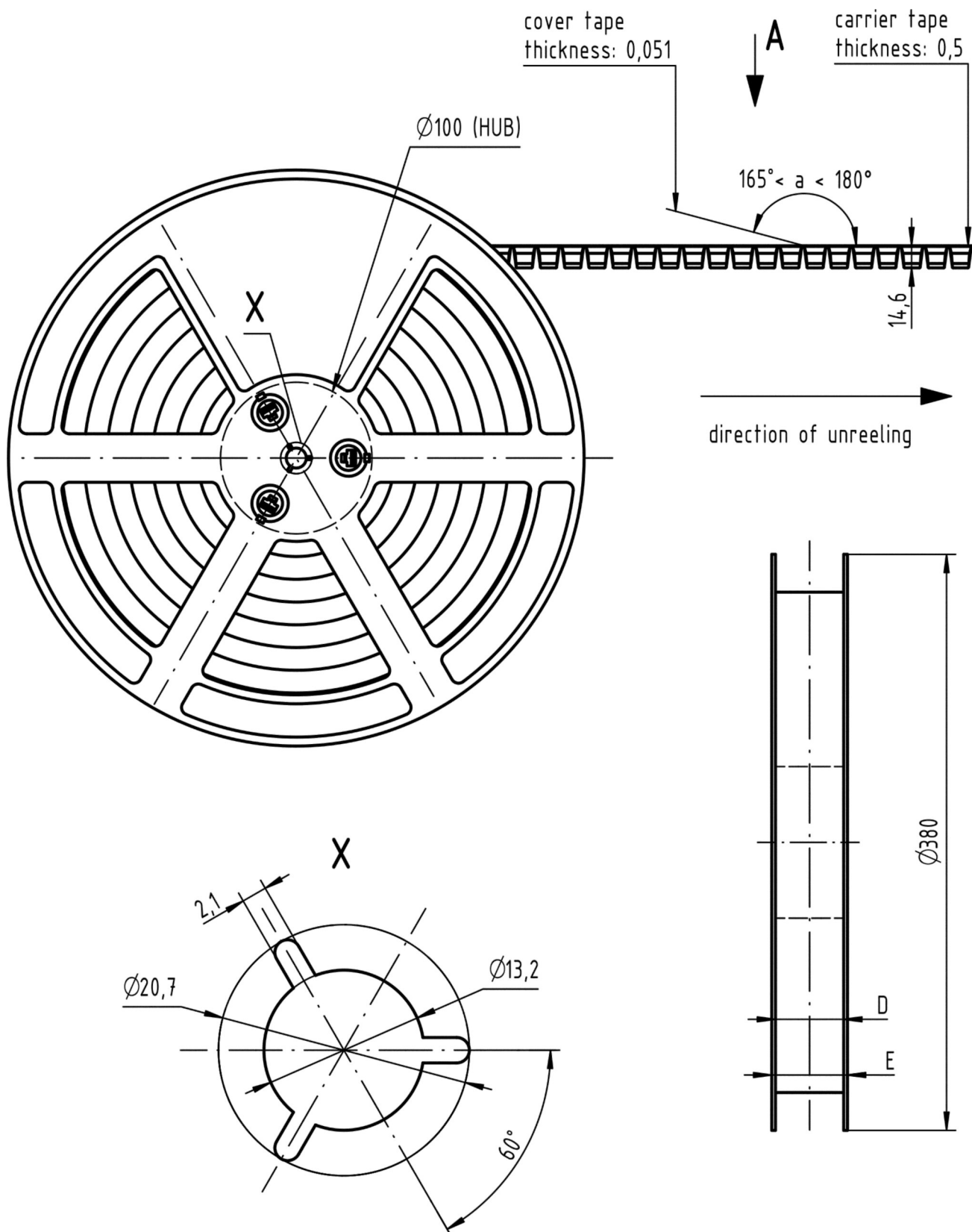
eCl@ss

27460201 PCB connector (board connector)

Cross section of solder termination



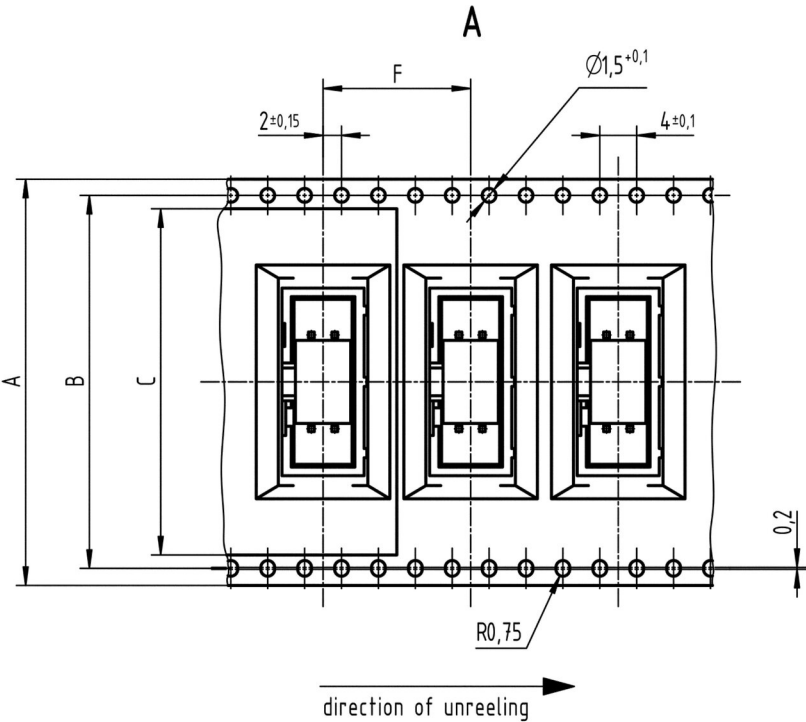
Reel dimensions





Pushing Performance
Since 1945

Tape layout & packaging



colour	Part number
beige	0919 5xx x32x 740
black	0919 5xx x32x 741

40	72	68,4	65,5	73	78	20	14	325	16
34	72	68,4	65,5	73	78	16	14	325	16
30	56	52,4	49,5	57	62	16	14	325	16
26	56	52,4	49,5	57	62	16	14	325	16
20	56	52,4	49,5	57	62	16	14	400	16
16	44	40,4	37,5	45	50	16	14	400	16
14	44	40,4	37,5	45	50	16	14	400	16
10	44	40,4	37,5	45	50	16	14	400	16
6	32	28,4	25,5	33	38	16	14	400	16
contacts	A	B	C	D	E	F	-trailer- number of empty cavities	number of connector per reel	-leader- number of empty cavities

Mouser Electronics

Authorized Distributor

Click to View Pricing, Inventory, Delivery & Lifecycle Information:

[HARTING:](#)

[09195206324740](#)