

## SEK-18 SV MA STD ANG29 RLG 06P PLS4




Image is for illustration purposes only. Please refer to product description.

Part number	09 18 506 5903
Specification	SEK-18 SV MA STD ANG29 RLG 06P PLS4
HARTING eCatalogue	<a href="https://b2b.harting.com/09185065903">https://b2b.harting.com/09185065903</a>

### Identification

Category	Connectors
Series	SEK Standard
Element	Male connector
Description of the contact	Angled

### Version

Termination method	Wave soldering termination
Connection type	PCB to cable
Number of contacts	6
Termination length	2.9 mm
Locking type	With long levers

### Technical characteristics

Contact rows	2
Contact spacing (termination side)	2.54 mm
Rated current	1 A
Insulation resistance	$>10^9 \Omega$
Contact resistance	$\leq 20 \text{ m}\Omega$
Limiting temperature	-55 ... +125 °C
Insertion and withdrawal force	$\leq 12 \text{ N}$
Performance level	NM 30 (S4)
Mating cycles	$\geq 250$
Test voltage $U_{r.m.s.}$	1 kV



Pushing Performance

## Technical characteristics

Isolation group	IIIa ( $175 \leq \text{CTI} < 400$ )
-----------------	--------------------------------------

## Material properties

Material (insert)	Thermoplastic resin (PBT)
Colour (insert)	Grey
Material (contacts)	Copper alloy
Surface (contacts)	Noble metal over Ni Mating side Sn over Ni Termination side
Layer thickness	$\geq 0.76 \mu\text{m}$
Layer thickness	$\geq 30 \mu\text{inch}$
Material flammability class acc. to UL 94	V-0
RoHS	compliant
ELV status	compliant
China RoHS	e
REACH Annex XVII substances	No
REACH ANNEX XIV substances	No
REACH SVHC substances	No
California Proposition 65 substances	Yes
California Proposition 65 substances	Nickel Lead Antimony trioxide

## Specifications and approvals

Specifications	IEC 60603-13
UL / CSA	UL 1977 ECBT2.E102079 CSA-C22.2 No. 182.3 ECBT8.E102079
Railway classification	F3/I3

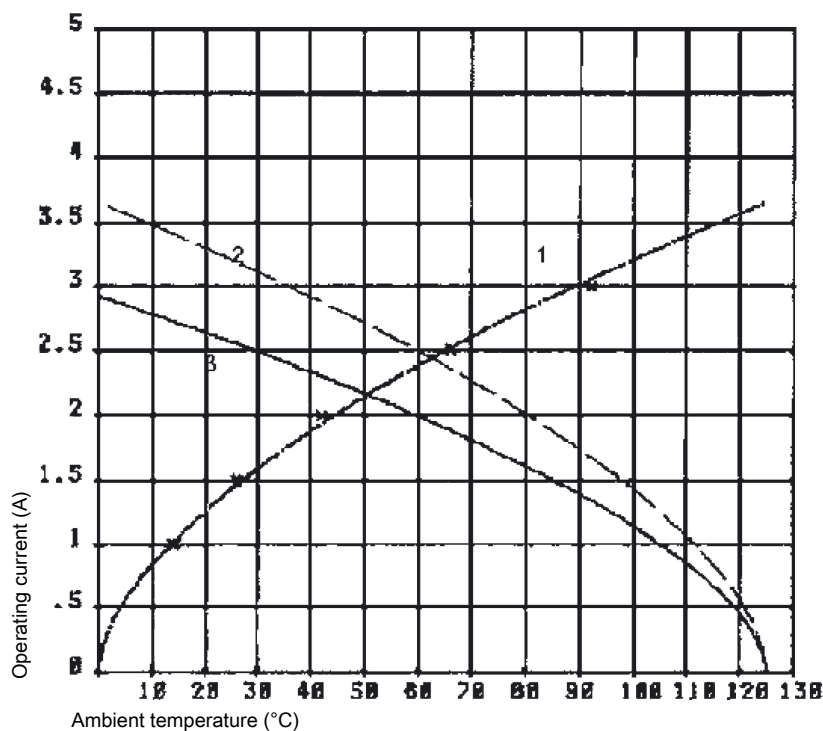
## Commercial data

Packaging size	100
Net weight	4.04 g
Country of origin	Romania
European customs tariff number	85366990
eCl@ss	27460201 PCB connector (board connector)

## Current carrying capacity

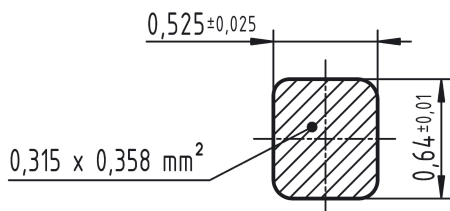
The current carrying capacity of the connectors is limited by the thermal load capability of the contact element material including the connections and the insulating parts. The derating curve is therefore valid for currents which flow constantly (non-intermittent) through each contact element of the connector evenly, without exceeding the allowed maximum temperature.

Measuring and testing techniques acc. to IEC 60512-5-2



- ① Temperature raise
- ② Derating curve
- ③ Derating curve 80%

## Cross section of solder termination



# Mouser Electronics

Authorized Distributor

Click to View Pricing, Inventory, Delivery & Lifecycle Information:

HARTING:

09185065903