

## SEK-19 SV MA STD STR29 RLG 26PPLS4KINK




Image is for illustration purposes only. Please refer to product description.

Part number	09 19 526 5004
Specification	SEK-19 SV MA STD STR29 RLG 26PPLS4KINK
HARTING eCatalogue	<a href="https://b2b.harting.com/09195265004">https://b2b.harting.com/09195265004</a>

### Identification

Category	Connectors
Series	SEK Standard
Element	Male connector
Description of the contact	Straight Kinked

### Version

Termination method	Reflow soldering termination (THR)
Locking type	With long levers
Connection type	PCB to cable
Number of contacts	26
Termination length	2.9 mm
Performance level	1 NM 30 (S4)

### Technical characteristics

Contact rows	2
Contact spacing (termination side)	2.54 mm
Rated current	1 A
Insulation resistance	$>10^9 \Omega$
Contact resistance	$\leq 20 \text{ m}\Omega$
Limiting temperature	-55 ... +125 °C (during reflow soldering max. +240 °C for 60 s)
Test voltage $U_{r.m.s.}$	1 kV



Pushing Performance

## Technical characteristics

Isolation group	II ( $400 \leq CTI < 600$ )
PCB thickness	1.5 mm +0.44

## Material properties

Material (insert)	Thermoplastic resin (PCT)
Colour (insert)	Beige
Material (contacts)	Copper alloy
Surface (contacts)	Sn over Ni Termination side Au over Pd/Ni Mating side
Material flammability class acc. to UL 94	V-0
RoHS	compliant
ELV status	compliant
China RoHS	e
REACH Annex XVII substances	No
REACH ANNEX XIV substances	No
REACH SVHC substances	No

## Specifications and approvals

Specifications	IEC 60603-13
----------------	--------------

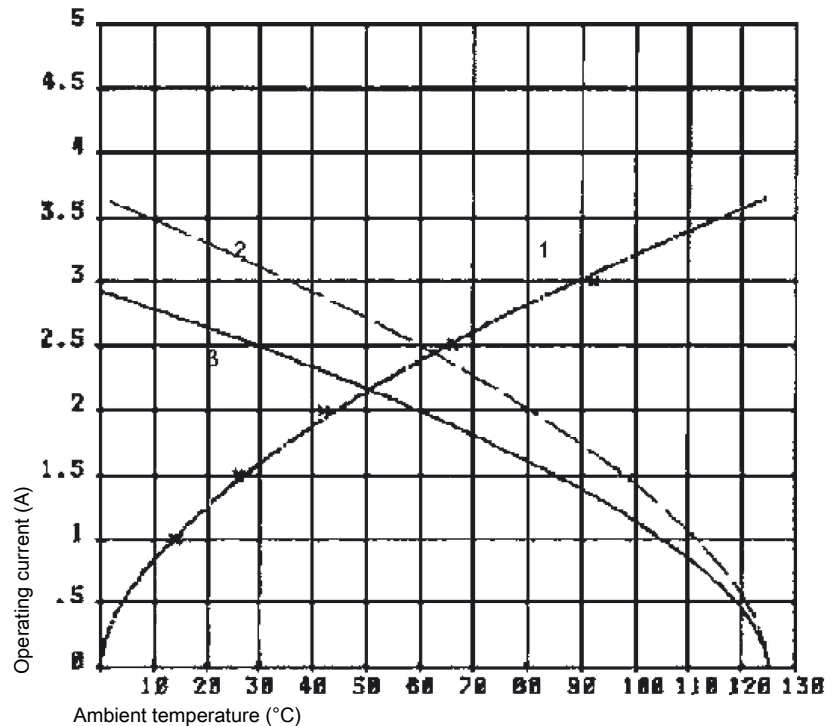
## Commercial data

Packaging size	1
eCl@ss	27440402 PCB connector

## Current carrying capacity

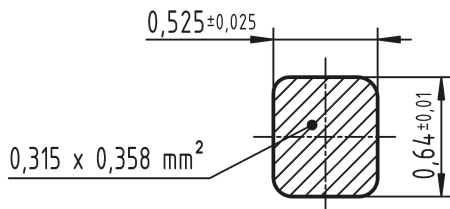
The current carrying capacity of the connectors is limited by the thermal load capability of the contact element material including the connections and the insulating parts. The derating curve is therefore valid for currents which flow constantly (non-intermittent) through each contact element of the connector evenly, without exceeding the allowed maximum temperature.

Measuring and testing techniques acc. to IEC 60512-5-2



- ① Temperature raise
- ② Derating curve
- ③ Derating curve 80%

## Cross section of solder termination



# Mouser Electronics

Authorized Distributor

Click to View Pricing, Inventory, Delivery & Lifecycle Information:

HARTING:

09195265004