

SEK-18 SV MA STD ANGWW 20P PL3




Image is for illustration purposes only. Please refer to product description.

Part number	09 18 520 7926
Specification	SEK-18 SV MA STD ANGWW 20P PL3
HARTING eCatalogue	https://b2b.harting.com/09185207926

Identification

Category	Connectors
Series	SEK Standard
Element	Male connector
Description of the contact	Angled

Version

Termination method	Wrap termination
Connection type	PCB to cable
Number of contacts	20
Termination length	15 mm
Performance level	3

Technical characteristics

Dimensions wire wrap post	0.6 x 0.6 mm
Contact rows	2
Contact spacing (termination side)	2.54 mm
Rated current	1 A
Rated voltage	500 V
Insulation resistance	$>10^9 \Omega$
Contact resistance	$\leq 20 \text{ m}\Omega$
Limiting temperature	-55 ... +125 °C
Mating cycles	≥ 50
Test voltage $U_{r.m.s.}$	1 kV



Pushing Performance

Technical characteristics

Isolation group	IIIa ($175 \leq CTI < 400$)
-----------------	-------------------------------

Material properties

Material (insert)	Thermoplastic resin (PBT)
Colour (insert)	Grey
Material (contacts)	Copper alloy
Surface (contacts)	Sn over Ni Termination side Gold plated Mating side
Material flammability class acc. to UL 94	V-0
RoHS	compliant
ELV status	compliant
China RoHS	e
REACH Annex XVII substances	No
REACH ANNEX XIV substances	No
REACH SVHC substances	No

Specifications and approvals

Specifications	IEC 60603-13
UL / CSA	UL 1977 ECBT2.E102079 CSA-C22.2 No. 182.3 ECBT8.E102079
Railway classification	F3/I3

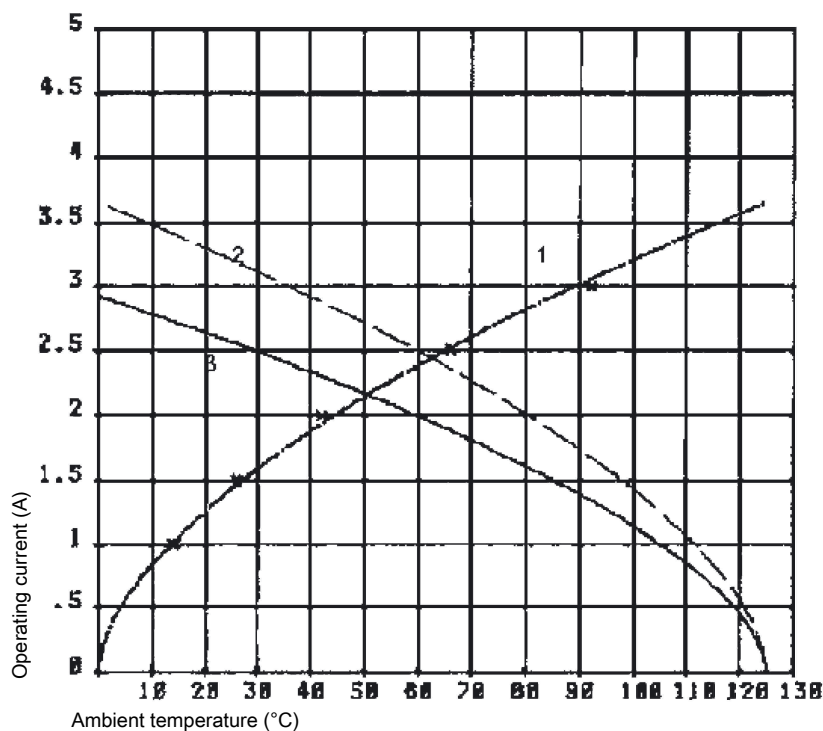
Commercial data

Packaging size	50
Net weight	13.14 g
Country of origin	Switzerland
European customs tariff number	85366990
eCl@ss	27440402 PCB connector

Current carrying capacity

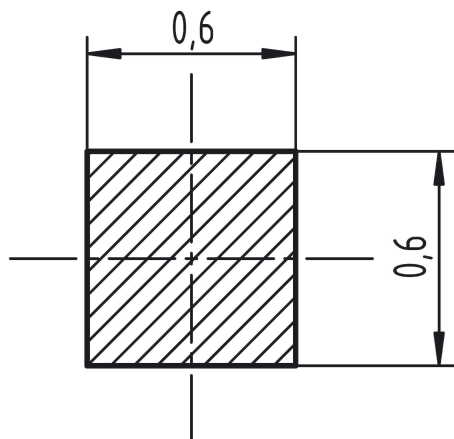
The current carrying capacity of the connectors is limited by the thermal load capability of the contact element material including the connections and the insulating parts. The derating curve is therefore valid for currents which flow constantly (non-intermittent) through each contact element of the connector evenly, without exceeding the allowed maximum temperature.

Measuring and testing techniques acc. to IEC 60512-5-2



- ① Temperature raise
- ② Derating curve
- ③ Derating curve 80%

Cross section of solder termination



Mouser Electronics

Authorized Distributor

Click to View Pricing, Inventory, Delivery & Lifecycle Information:

HARTING:

09185207926