





*Quality Products. Service Excellence.*

## Type 12 Mild Steel Modular Freestanding Disconnect Enclosure *IME Series*

Hinge Door with Handle (Flange w/ multi-vendor cutout)



**Note:** This product line has been discontinued as a stocked series. Information is for reference only. For alternative solution assistance, please **contact Hammond here** or call: USA (716) 630-7030, Canada and International (519) 822-2960.



### Application

- The IFMD product line provides users with a rugged housing for industrial control and operator interface in harsh industrial environments.
- Modular design permits joining of units for large scale and mixed use applications.
- A broad range of industry standard sizes are offered. Units are constructed to imperial dimensions and hardware sizes, with metric sizing provided for convenient reference.
- IME Series enclosures are used as slave units to IFMD Disconnect Series.  
The flange mount disconnect units accommodate today's most popular disconnect hardware.
  - ABB Controls Disconnect Switches up to (and including) 200 amp, also operators for ABB circuit breakers up to 800 amp.
  - Allen Bradley 1494V variable depth flange mounted disconnect up to and including 200 amp and operators for C-H Westinghouse circuit breakers up to 400 amp.
  - C-H Westinghouse C361 flange mounted disconnect switches up to and including 200 amp and C371 circuit breakers up to 600 amp, also Flex Shaft handle mechanisms for circuit breakers.
  - General Electric Type STDA flange mounted variable depth flange operators for disconnect switches up to and including 200 amp and circuit breakers up to 600 amp or Spectra Flex™ cable operators for circuit breakers.
  - I-T-E Siemens Max-Flex™ flange mounted variable depth cable operators for disconnect switches up to 200 amp and circuit breakers up to 600 amp.
  - Square D class 9422 variable depth flange mounted operating mechanisms for disconnect switches up to and including 200 amp or cable mechanism for 30, 60 or 100 amp, also circuit breakers with variable depth operators or cable mechanism up to 400 amp.

### Standards

- UL 508A Type 12
- CSA Type 12
- Complies with
  - NEMA Type 12
  - IEC 60529 IP54
  - Appropriate components are required to maintain these standards.

### Standard Configuration

- Frame with integral solid top
- Lifting eyebolts



- Removable bottom panel
- Solid front door with key locking handle
- Disconnect to door handle activation hardware
- Hinged flange door
- Removable rear cover panel
- Inner mounting panel, additional panels available

## Construction

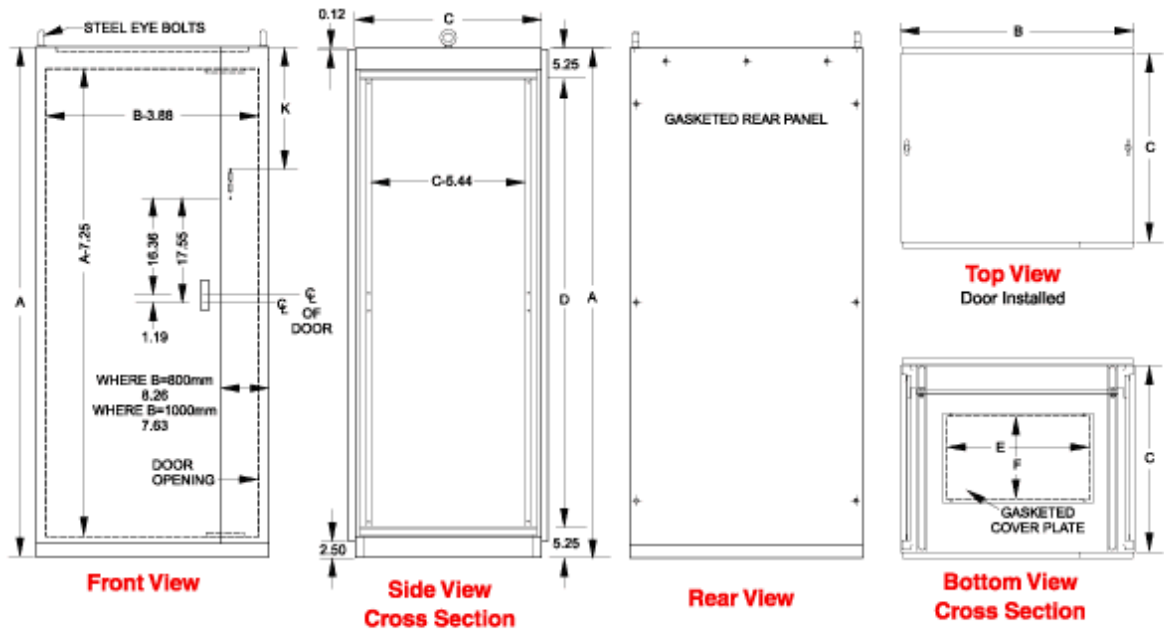
- Formed 14 gauge steel.
- Frame has welded corner reinforcements.
- Mounting channels on sides of enclosure are oriented front to back for depth adjustment of mounting panels.
- Oil resistant gaskets are permanently secured on all openings.
- Reinforced eyebolts are provided for easy enclosure lifting.
- Frames are easily joined together with an optional frame Joining kit.
- Doors can be easily removed and interchanged.
- Optional formed 16 gauge steel side panels are recessed to fit flush with the sides of the cabinet. Side panels must be ordered separately.
- Bonding and grounding studs are provided for all doors and panels.

## Finish

- Phosphatized and finished in RAL 7032 beige powder coating.
- Inner panels are finished in white powder coating.

## Accessories

- |                                     |                                      |
|-------------------------------------|--------------------------------------|
| • Additional Inner Panels           | • Climate Control                    |
| • Bridge Panel                      | • Caster Assembly - Outside Mounting |
| • Caster Assembly - Inside Mounting | • Door Mount Rails                   |
| • IME Door Shelf                    | • Door Support Wheel                 |
| • Fold Down Shelf                   | • Joining Kit                        |
| • Leveling Feet                     | • Lighting                           |
| • Literature Pocket                 | • Interlock Hardware                 |
| • Mounting Rack Rails               | • Plinth                             |
| • Outlet Strips                     | • Side Mount Inner Panels            |
| • Side Panels                       | • Vented Raised Top                  |



\*Note: K= 16.42 when A=77.31  
K= 20.80 when A=86.06

Cabinet Depth (mm)	Without Bridge Panel (inch)	With Bridge Panel (inch)
400	14.63	13.88
500	18.5	17.75
600	22.5	21.75
800	30.38	29.63

Part No.	Nominal Dimensions	Overall Dimensions						Panel Dimensions		Ship Wt. lbs
	A x B x C (mm)	A	B	C	D	E	F	Height	Width	
IFMD1885	1800 x 800 x 500	77.31	31.50	19.63	66.81	17.00	10.50	68.75	26.25	295
IFMD1886	1800 x 800 x 600	77.31	31.50	23.63	66.81	17.00	10.50	68.75	26.25	300
IFMD1888	1800 x 800 x 800	77.31	31.50	31.50	66.81	17.00	17.50	68.75	26.25	320
IFMD18105	1800 x 1000 x 500	77.31	39.37	19.63	66.81	24.06	10.50	68.75	34.12	345
IFMD18106	1800 x 1000 x 600	77.31	39.37	23.63	66.81	24.06	10.50	68.75	34.12	350
IFMD18108	1800 x 1000 x 800	77.31	39.37	31.50	66.81	24.06	17.50	68.75	34.12	360
IFMD2085	2000 x 800 x 500	86.06	31.50	19.63	75.56	17.00	10.50	77.50	26.25	310
IFMD2086	2000 x 800 x 600	86.06	31.50	23.63	75.56	17.00	10.50	77.50	26.25	320
IFMD2088	2000 x 800 x 800	86.06	31.50	31.50	75.56	17.00	17.50	77.50	26.25	340
IFMD20105	2000 x 1000 x 500	86.06	39.37	19.63	75.56	24.06	10.50	77.50	34.12	375
IFMD20106	2000 x 1000 x 600	86.06	39.37	23.63	75.56	24.06	10.50	77.50	34.12	385
IFMD20108	2000 x 1000 x 800	86.06	39.37	31.50	75.56	24.06	17.50	77.50	34.12	390

Data subject to change without notice

# Mouser Electronics

Authorized Distributor

Click to View Pricing, Inventory, Delivery & Lifecycle Information:

[Hammond:](#)

[IFMD1888](#) [IFMD1886](#) [IFMD1885](#) [IFMD18105](#) [IFMD18106](#) [IFMD18108](#) [IFMD2086](#) [IFMD2085](#) [IFMD2088](#)  
[IFMD20105](#) [IFMD20106](#) [IFMD20108](#)