



Quality Products. Service Excellence.

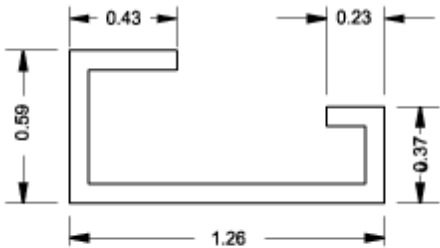
Eclipse DIN Rails *DR Series*



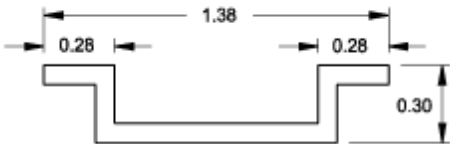
- Field installable.
- Includes a set of 3 plated rails.
- Available in 3 industry standard profiles - DIN 1, DIN 3, and CENELEC.
- **DIN rail mounting kit** required for installation.
- Rails have an oblong slot on each end for ease of mounting.
- Zinc plated.

Accessories

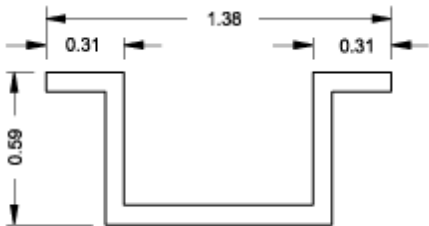
- Eclipse DIN Rail Mounting Kit



Asymmetric DIN 1 Pro



Symmetric DIN 3 Pro



CENELEC Pro

AsymmetricDIN 1 Profile	Symmetric DIN 3 Profile	Cenelec Profile	Length
Part No.	Part No.	Part No.	
2D1K12	2D2K12	2DCK12	9.75
2D1K16	2D2K16	2DCK16	13.75
2D1K20	2D2K20	2DCK20	17.75
2D1K24	2D2K24	2DCK24	21.75
2D1K30	2D2K30	2DCK30	27.75



# Mouser Electronics

Authorized Distributor

Click to View Pricing, Inventory, Delivery & Lifecycle Information:

[Hammond:](#)

[2DCK24](#) [2DCK16](#) [2DCK12](#) [2DCK20](#) [2DCK30](#) [2D2K12](#) [2D2K30](#) [2D2K16](#) [2D1K16](#) [2D1K30](#) [2D1K12](#) [2D1K20](#)  
[2D1K24](#) [2D2K24](#) [2D2K20](#)