



SERIES 70 10K PSI / 700 BAR / 7000 M



SeaKing™ High-Pressure Subsea Connectors, Cables, and PBOF Assemblies

Cable assembly capabilities and accessories

TURNKEY OVERMOLDED AND REPAIRABLE CABLE ASSEMBLIES AND SPECIAL CONFIGURATIONS



Amber overmold test sample demonstrates Glenair's harsh-environment, high-pressure cable overmolding and cable termination expertise (no voids, 360° material adhesion and cosmetic perfection)



10K psi overmolded CCP assembly



10K psi overmolded 75 Ohm Coax hybrid assembly



Cabled bulkhead connector receptacle (BCR) assembly



Special FCR assembly with additional mounting points and indexed flange



Special Oil & Gas industry NE 606 overmolded cable

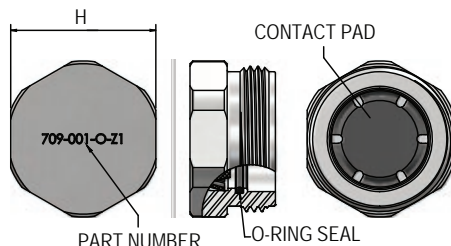
PLUG PRESSURE CAP (MATES WITH 700-006/007)



Shell Size	Face Seal O-ring	Set Screw	Mating Torque
G	015	4-40 x 3/32	10 ft/lbs
K	017		12 ft/lbs
L	019		ft/lbs
M	020		12 ft/lbs
O	024		15 ft/lbs
Q	028		15 ft/lbs
R	029		ft/lbs

Basic Part Number	Plug Size	Body Material
709-002	-K	-Z1
	G, K, L, M, M O, P, Q, R See table	Z1 Stainless Steel TC Titanium Barrel and Coupling Nut

RECEPTACLE PRESSURE CAP (MATES WITH 700-001)



Plug Size	Hex H	Thread T (UN-2A)	O-Ring Size
G	.938 (23.83)	15/16-12	2-014
K	1.063 (27.00)	1 1/16-12	2-016
L	1.188 (30.18)	1 3/16-12	2-018
M	1.313 (33.35)	1 5/16-12	2-019
O	1.563 (39.70)	1 9/16-12	2-023
Q	1.813 (46.05)	1 13/16-12	2-028
R	1.938 (49.23)	1 15/16-12	2-029

Basic Part Number	Plug Size	Body Material
709-001	-O	-Z1
	G, K, L, M, M O, P, Q, R See table	Z1 Stainless Steel* TC Titanium

*For sizes G through O: Type 316
for sizes Q and up: 2507 Super Duplex



SUBSEA/DEEPWATER: SEAKING™




SERIES 70 10K PSI / 700 BAR / 7000 M SeaKing™ High-Pressure Subsea Connectors, Cables, and PBOF Assemblies Tools and accessories

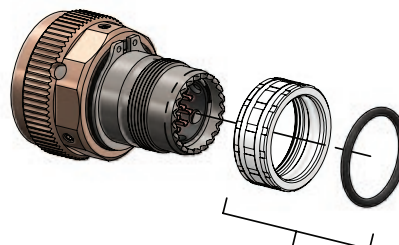


ANTI-CATHODIC DELAMINATION RING

ACD Nut made of 40% glass-filled PPS

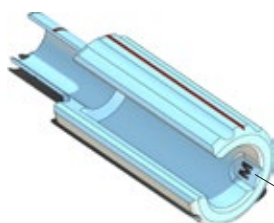


Part #
709-009-G
709-009-K
709-009-L
709-009-M
709-009-O
709-009-Q
709-009-R



ACD ring includes one nitrile o-ring.

INSERT INSTALLATION TOOL



Shell Size

For Plug and Receptacle

Part #	Description
709-004-G	Insert Installation Tool for shell size G
709-004-K	Insert Installation Tool for shell size K
709-004-L	Insert Installation Tool for shell size L
709-004-M	Insert Installation Tool for shell size M
709-004-O	Insert Installation Tool for shell size O
709-004-Q	Insert Installation Tool for shell size Q
709-004-R	Insert Installation Tool for shell size R

O-RING KITS AND O-RING LUBRICATION GREASE

O-Rings



Parker O-Lube O-ring
lubricating grease

Part #	O-Ring for Bulkhead Connector Receptacle
709-005-07-G	O-Ring Kit for Size G
709-005-07-K	O-Ring Kit for Size K
709-005-07-M	O-Ring Kit for Size M
709-005-07-O	O-Ring Kit for Size O
709-005-07-Q	O-Ring Kit for Size Q

Part #	O-Ring for Flange Connector Receptacle
709-005-06-G	O-Ring Kit for Size G
709-005-06-K	O-Ring Kit for Size K
709-005-06-M	O-Ring Kit for Size M
709-005-06-O	O-Ring Kit for Size O
709-005-06-Q	O-Ring Kit for Size Q

Part #	O-Ring for Cable Connector Plug
709-005-01-G	O-Ring Kit for Size G
709-005-01-K	O-Ring Kit for Size K
709-005-01-M	O-Ring Kit for Size M
709-005-01-O	O-Ring Kit for Size O
709-005-01-Q	O-Ring Kit for Size Q

Part #	Description
884-4	Parker O-Lube O-Ring Grease, large 4 Oz. tube
884-2	Parker O-Lube O-Ring Grease, small 2 g packet






SERIES 70 10K PSI / 700 BAR / 7000 M



SeaKing™ High-Pressure Subsea Connectors, Cables, and PBOF Assemblies

Tools and accessories

SPANNER WRENCH



Part #	Description
709-006-1	Fits SeaKing™ accessory sizes G thru M.

Part #	Description
709-006-2	Fits SeaKing™ accessory sizes O and up.

TORQUE WRENCH ADAPTORS



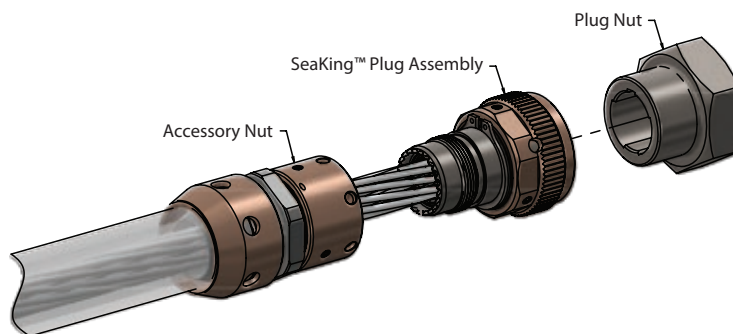

Small adaptor, order number 709-011-1 fits SeaKing accessory sizes G thru M.

Large adaptor, order number 709-011-2 fits SeaKing accessory sizes O and up.

NOTES

1. Each adaptor has a 3/8 square drive hole for adapting to a torque wrench.
2. Adaptors are made of 316 stainless steel.
3. Each adaptor has a delrin rotary pad to prevent from marring the accessory nut.

PLUG NUT



NOTES

1. The SeaKing™ plug nut is used when tightening the accessory nut onto the SeaKing™ plug assembly. The plug nut engages the plug barrel and a spanner wrench is used to tighten the accessory nut onto the back of the plug assembly
2. Plug is made of 303 stainless steel

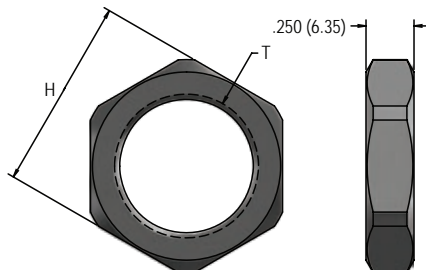
Part #	Description
709-010-G	Plug Nut for shell size G
709-010-K	Plug Nut for shell size K
709-010-L	Plug Nut for shell size L
709-010-M	Plug Nut for shell size M
709-010-O	Plug Nut for shell size O
709-010-Q	Plug Nut for shell size Q
709-010-R	Plug Nut for shell size R



SERIES 70 10K PSI / 700 BAR / 7000 M SeaKing™ High-Pressure Subsea Connectors, Cables, and PBOF Assemblies Tools and accessories



REPLACEMENT HEX NUT FOR BULKHEAD CONNECTOR RECEPTACLE



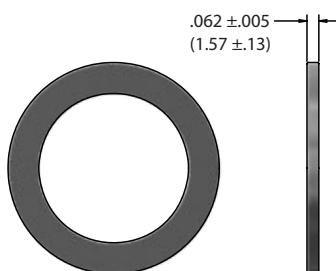
Shell Size	H ±.010 (0.25)	T
G	.875 (22.23)	5/8-24-UNEF-2B
K	1.000 (25.40)	3/4-20 UNEF -2B
L	1.125 (28.58)	7/8-20 UNEF-2B
M	1.250 (31.75)	1-20 UNEF -2B
O	1.500 (38.10)	1 1/8-16 UN-2B
P	1.625 (41.28)	1 1/4-16 UN-2B
Q	1.750 (44.45)	1 3/8-16 UN-2B
R	1.875 (47.63)	1 1/2-16 UN-2B

Basic Part Number	Plug Size	Body Material
709-012	-O	-Z1

G, K, L, M,
M, O, P,
Q, R

Z1 = Stainless Steel
TC = Titanium
BZ = Nickel Aluminum Bronze

REPLACEMENT WASHER



Basic Part Number	Plug Size	Body Material
709-013	-O	-Z1

G, K, L, M, M O, P, Q, R

Z1 = Stainless Steel
TC = Titanium
BZ = Nickel Aluminum Bronze

SNAP RING PLIERS



Part #	Description
709-008	Snap Ring Pliers - consult factory for sizing

BAND-MASTER ATS® MICRO BANDING TOOL AND BANDS



Part #	Description
601-101	Band-Master ATS® Micro Tool with Counter
601-024	Short Micro band, flat
601-025	Short Micro band, pre-coiled
601-060	Medium Micro band, flat
601-061	Medium Micro band, pre-coiled
601-064	Long Micro band, flat
601-065	Long Micro band, pre-coiled

Weights 1.3 lbs., and is designed for micro .120" width clamping bands in a tension range from 50 to 85 lbs. Calibrate at 80 lbs ±3 lbs for most shield terminations. Tool and band should never be lubricated.



Mouser Electronics

Authorized Distributor

Click to View Pricing, Inventory, Delivery & Lifecycle Information:

Glenair:

[709-001-G-Z1](#) [709-002-G-Z1](#) [709-001-L-Z1](#) [709-001-O-Z1](#) [709-001-Q-Z1](#) [709-004-E](#) [709-004-G](#) [709-004-K](#) [709-004-L](#) [709-004-M](#) [709-004-O](#) [709-004-P](#) [709-004-Q](#) [709-004-R](#) [709-010-G](#) [709-010-K](#) [709-010-M](#) [709-010-O](#) [709-010-Q](#) [709-001-R-Z1](#)