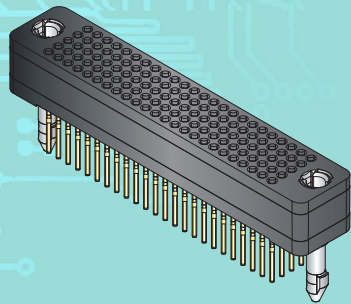


.062" PITCH COMPLIANT PIN HD Stacker™



GSTB universal stacking connector
For top, middle, and bottom-of-stack

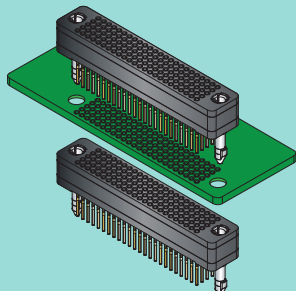
MATES WITH GSTB, GSTB (.095), GSTF, GSTT, GSTBL



- **Innovative Chevron Contact System (CCS)**
- **High-density layouts from 40 to 300 contacts**
- **Polarized insulators**
- **Keyed guide pin hardware for mis-mate protection**



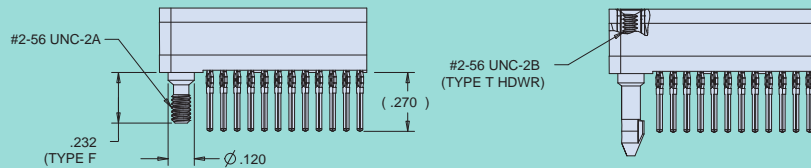

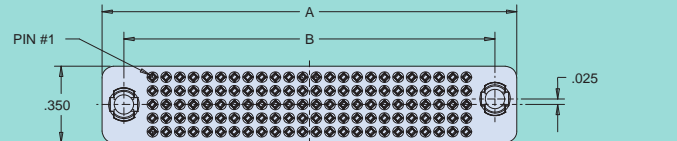
All Glenair HD Stacker™ connectors are equipped with our innovative .062" pitch high-density Chevron Contact System (CCS). Special non-orthogonal socket tines enable both higher density layouts as well as improved signal integrity. The GSTB is equipped with pin/socket contacts with solder-free press-fit board mounting.



The GSTB is a universal stacking connector that may be used in the bottom, middle, or top position depending on application. Shown: GSTB stack-mating with GSTB.

How to Order GSTB HD Stackers					
Sample Part Number	GSTB	-120	-.270	-G	1
Series	GSTB = Standard Profile Stacker				
Number of Contacts	40, 80, 120, 160, 200, 240, 300				
Pin Termination Length	.270, .300, .350, .400, .500, .600, .700, .800, .900, 1.000				
Hardware	G Keyed Guide Pin / Guide Socket* T Keyed Guide Pin / Female #2-56 Jackpost for GSTT mate F Keyed Guide Socket / Fixed (non-rotating) Male Jackscrew for GSTF mate <i>Use .270 termination length only</i>				
Key Position	1*	2	3	4	

* Choose Hardware/Key Position -G1 for best availability / fastest delivery



Number of Contacts	A		B	
	in	mm	in	mm
40	0.90	22.86	0.70	17.78
80	1.40	35.56	1.20	30.48
120	1.90	48.26	1.70	43.18
160	2.40	60.96	2.20	55.88
200	2.90	73.66	2.70	68.58
240	3.40	86.36	3.20	81.28
300	4.15	105.41	3.95	100.33

Mouser Electronics

Authorized Distributor

Click to View Pricing, Inventory, Delivery & Lifecycle Information:

Glenair:

[GSTB-120-.270-G1](#) [GSTB-120-.600-G1](#) [GSTB-120-1.000-G1](#)