



Series 811 Mighty Mouse High Density (HD) Rubber Protective Covers

809-190 and 809-191

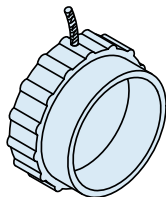
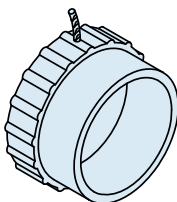

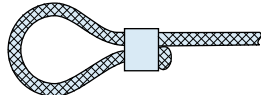


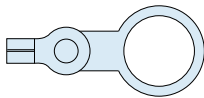


These *splashproof molded rubber covers* fit all Series 811 plugs and receptacles. Braided black nylon lanyard is available with metal rings, cable tie or slipknot for attachment to panel or to cable. -40° to +120° C operating temperature, fungus resistant per MIL-STD-810G Method 508.6.

Materials	
Cover	Neoprene rubber blend, black
Lanyard	.062" (1.57) diameter nylon cord, black
Cable Tie	6/6 nylon, black, SST locking tab
Ring	Stainless steel, black zinc-cobalt finish
Crimp Sleeve	Copper Alloy, black zinc-cobalt finish

HOW TO ORDER

Sample Part Number

809-191	- 05	G	6	- SCS	C
Series	Shell Size	Lanyard Type	Lanyard Length	Attachment Code	Conductive Rubber
<div></div> <div>809-190 Protective Cover for use with Series 811 Receptacles</div> <div></div> <div>809-191 Protective Cover for use with Series 811 Plugs</div>	<div>-05</div> <div>-06</div> <div>-07</div> <div>-08</div> <div>-09</div>	<div>-G Nylon Rope</div> <div>(Omit for no lanyard)</div>	Length in Inches	<div></div> <div>-WS Nylon Cable Tie, 1.77 Inch (45mm) Maximum Wire Bundle Diameter</div> <div></div> <div>-SCS Adjustable Slip Knot with Crimp Sleeve. The sleeve can be crimped with pliers for a permanent attachment.</div> <div></div> <div>-00 Lanyard With No Attachment (Fused End)</div> <div>Lug Terminals and Rings</div> <div><div></div><div>Lug Terminal</div><div><div>-01 – .126 (3.20) I.D.</div><div>-02 – .145 (3.68) I.D.</div><div>-06 – .188 (4.78) I.D.</div><div>-07 – .197 (5.00) I.D.</div></div></div> <div><div></div><div>Solid Ring</div><div><div>-08 – .385 (9.78) I.D.</div><div>-09 – .445 (11.30) I.D.</div><div>-10 – .516 (13.11) I.D.</div><div>-11 – .570 (14.48) I.D.</div><div>-12 – .583 (14.81) I.D.</div><div>-13 – .635 (16.13) I.D.</div><div>-14 – .695 (17.65) I.D.</div><div>-15 – .776 (19.71) I.D.</div><div>-16 – .885 (22.48) I.D.</div><div>-17 – .896 (25.76) I.D.</div><div>-18 – 1.015 (25.78) I.D.</div><div>-19 – 1.070 (27.18) I.D.</div><div>-20 – 1.135 (28.83) I.D.</div><div>-21 – 1.141 (28.98) I.D.</div></div></div>	<div>Omit for Standard Neoprene</div> <div>C Conductive Rubber</div>

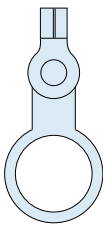
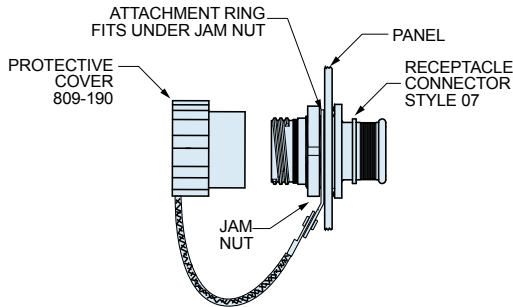
Dimensions in Inches (millimeters) are subject to change without notice.

Series 811 Mighty Mouse High Density (HD) Rubber Protective Cover Dimensions and Attachments 809-190 and 809-191



Mighty Mouse
High Density

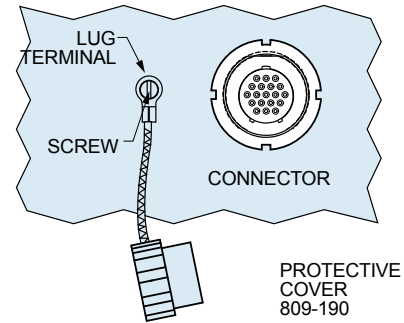
Attaching a 809-190 Receptacle Cover to a Rear Panel Mounted Jam Nut Receptacle



Solid Ring

Dia. Code	Shell Size	Ring I.D.		Ring O.D.	
		In.	mm.	In.	mm.
08	5	±.010	±0.25	±.015	±0.38
09	6	.385	9.78	.510	12.95
11	7, 8	.445	11.30	.565	14.35
13	9	.570	14.48	.685	17.40
		.635	16.13	.760	19.30

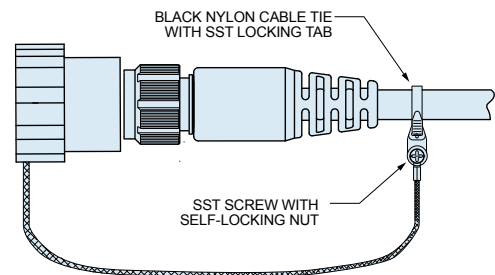
Attaching a Cover to a Panel with a Screw



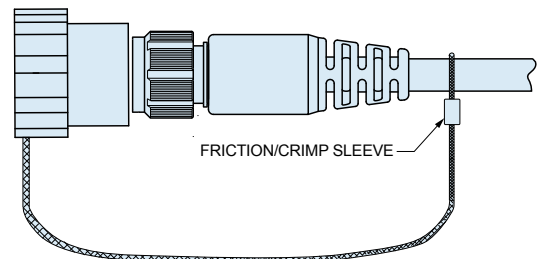
Lug Terminal
for Attaching
Receptacle Covers
to a Panel with a
Screw

Dia. Code	Screw Size	Ring I.D.		Ring O.D.	
		In.	mm.	In.	mm.
01	#4, M3	±.005	±0.13	Max.	Max.
02	#6	.126	3.20	.31	7.9
06	#8, M4	.145	3.68	.31	7.9
07	#10	.188	4.78	.31	7.9
		.197	5.00	.31	7.9

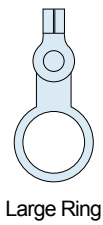
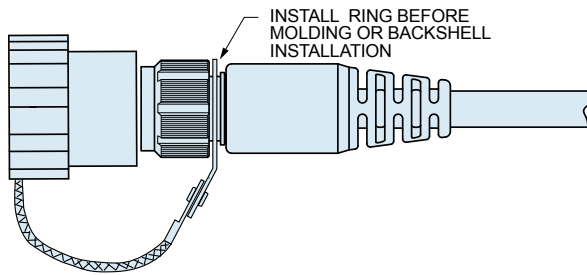
Attaching a Cover to a Cable Assembly with Type WS Cable Tie



Attaching a Cover to a Cable Assembly with Type SCS Slip Knot



Attaching a Cover to a Cable Assembly with a Solid Ring



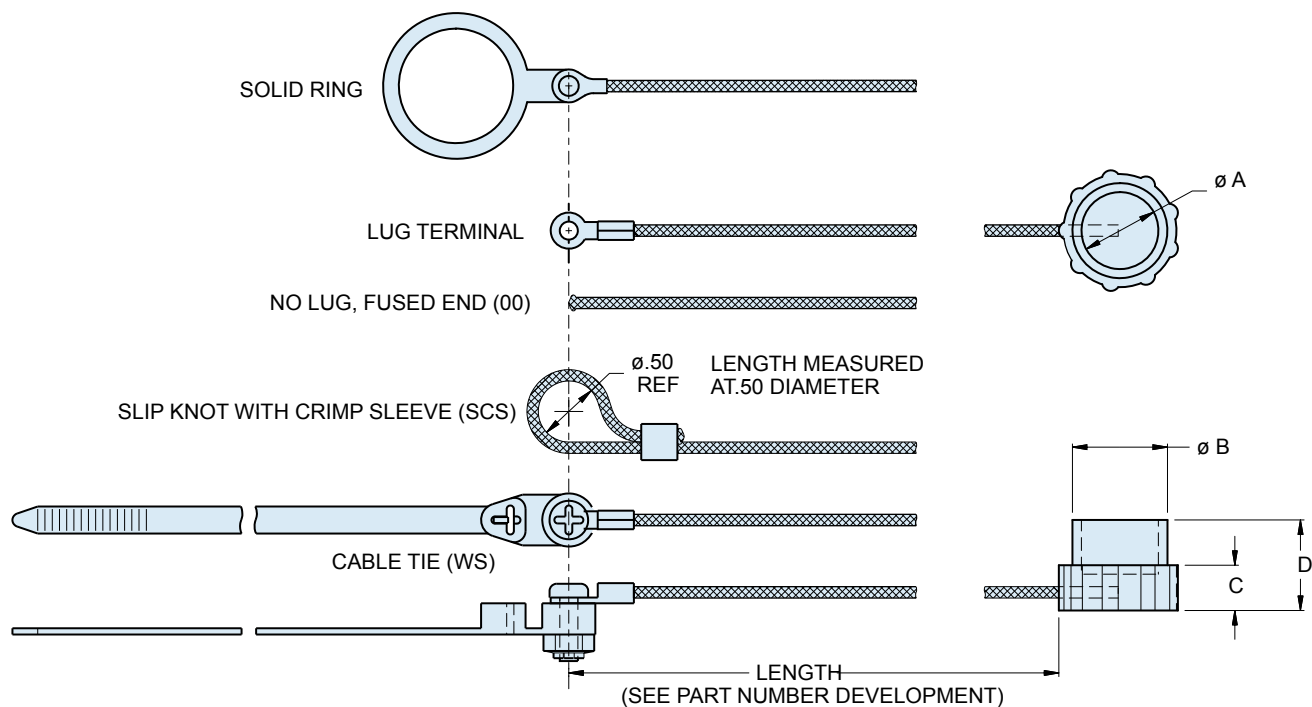
Large Ring

Dia. Code	Shell Size	Ring I.D.		Ring O.D.	
		In.	mm.	In.	mm.
08	5, 6	±.010	±0.25	±.015	±0.38
09	7	.385	9.78	.510	12.95
11	8, 9	.445	11.30	.565	14.35
		.570	14.48	.685	17.40

Dimensions in Inches (millimeters) are subject to change without notice.



Series 811 Mighty Mouse High Density (HD) Rubber Protective Cover Dimensions and Attachments 809-190 and 809-191



809-190 Receptacle Cover

Shell Size	ϕA		ϕB		C		D	
	In.	mm.	In.	mm.	In.	mm.	In.	mm.
05	.28	7.1	.41	10.4	.31	7.9	.62	15.7
06	.35	8.9	.47	11.9	.31	7.9	.62	15.7
07	.41	10.4	.53	13.5	.31	7.9	.62	15.7
08	.47	11.9	.60	15.2	.31	7.9	.62	15.7
09	.53	13.5	.66	16.8	.31	7.9	.62	15.7

809-191 Plug Cover

Shell Size	ϕA		ϕB		C		D	
	In.	mm.	In.	mm.	In.	mm.	In.	mm.
05	.51	13.0	.70	17.8	.375	9.5	.875	22.2
06	.57	14.5	.76	19.3	.375	9.5	.875	22.2
07	.66	16.8	.85	21.6	.375	9.5	.875	22.2
08	.72	18.3	.91	23.1	.375	9.5	.875	22.2
09	.78	19.8	.97	24.6	.375	9.5	.875	22.2

Dimensions in Inches (millimeters) are subject to change without notice.

Mouser Electronics

Authorized Distributor

Click to View Pricing, Inventory, Delivery & Lifecycle Information:

Glenair:

[809-191-07G6-SCS](#) [809-191-08G6-SCS](#)