



# Series 841 Stinger™ Mighty Mouse Double-Start ACME Thread Plug

## 841-001 and 841-002 Ordering Information



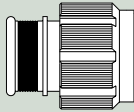
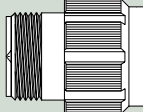
**Series 841 Mighty Mouse Plug with Stinger™ Contacts** these durable, low insertion force front release size #28 contacts feature integrated retention clips and O-ring sealing for optimized performance. All 841 series shells feature a double-start modified stub ACME mating thread for improved protection against cross-mating and thread damage. Connector shells are machined aluminum or stainless steel. Available in shell sizes 5 through 11 in 7 contact arrangements, all arrangements include a minimum of two guide pins.

M

### How To Order

Sample Part Number		841-001	-16	M	6-10	P	A
Series (See Table I)	841-001 = Plug with Integral Banding Porch 841-002 = Plug with Accessory Thread						
Shell Style	-16 = Plug with Anti-Decoupling Spring -26 = Self-Locking Plug with Ratchet Mechanism						
Shell Material and Finish	M = Aluminum/Electroless Nickel RoHS Compliant MT = Aluminum/ Nickel-PTFE RoHS Compliant NF = Aluminum/Cadmium with Olive Drab Chromate ZNU = Aluminum/Zinc-Nickel with Black Chromate Z1 = Stainless Steel/Passivated RoHS Compliant						
Shell Size - Insert Arrangement	5-5, 6-10, 7-20, 8-28, 9-40, 10-58, 11-71						
Contact Type	P = Pin with O-ring      S = Socket with O-ring						
Shell Key Positions (See Table II)	A = Normal   B = Pos. B   C = Pos. C   D = Pos. D   E = Pos. F   F = Pos. F						

Table I: Series

	
<b>841-001</b> Banding Platform	<b>841-002</b> Rear Accessory Thread

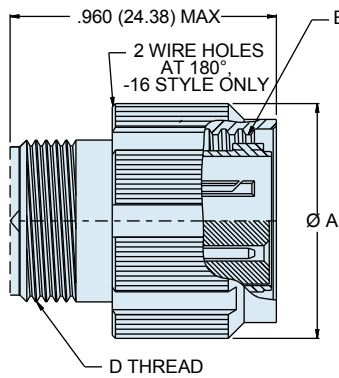
Dimensions in Inches (millimeters) are subject to change without notice.

# Series 841 Stinger™ Mighty Mouse Double-Start ACME Thread Plug

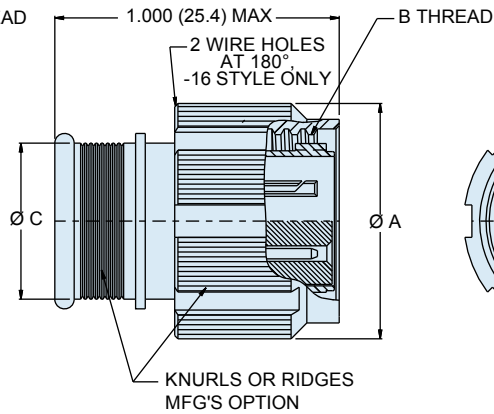
841-001 and 841-002 Dimensions



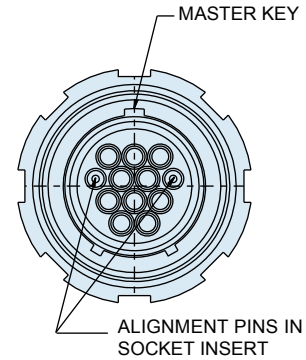
Series 841 Stinger™  
Connectors



**Accessory Thread**  
841-002-01



**Integral Band Platform**  
841-001-01



FACE VIEW OF PLUG  
AS VIEWED FROM ENGAGING END.  
6-10 ARRANGEMENT SHOWN

M

Dimensions								
Shell Size	Ø A Shell Style 16		Ø A Shell Style 26		B Thread	Ø C		D Thread
	In.	mm.	In.	mm.		In.	mm.	
5	0.54	13.72	0.65	16.51	.3125-.05P-.1L-DS-2B	.245	6.22	.2500-32 UNEF-2A
6	0.60	15.24	0.69	17.53	.3750-.05P-.1L-DS-2B	.290	7.37	.3125-32 UNEF-2A
7	0.69	17.53	0.79	20.07	.4375-.05P-.1L-DS-2B	.390	9.91	.4375-28 UNEF-2A
8	0.75	19.05	0.83	21.08	.5000-.05P-.1L-DS-2B	.445	11.30	.5000-28 UNEF-2A
9	0.81	20.57	0.92	23.37	.5625-.05P-.1L-DS-2B	.500	12.70	.5625-24 UNEF-2A
10	0.88	22.35	0.98	24.89	.6250-.05P-.1L-DS-2B	.560	14.22	.6250-24 UNEF-2A
11	0.92	23.37	1.02	25.91	.6875-.05P-.1L-DS-2B	.605	15.37	.6875-24 UNEF-2A

Table I: Key Positions			
	A°	B°	
<b>A</b>	150°	210°	
<b>B</b>	75°	210°	
<b>C</b>	95°	230°	
<b>D</b>	140°	275°	
<b>E</b>	75°	275°	
<b>F</b>	95°	210°	

Dimensions in Inches (millimeters) are subject to change without notice.

# Mouser Electronics

Authorized Distributor

Click to View Pricing, Inventory, Delivery & Lifecycle Information:

Glenair:

[841-001-16MT6-10PA](#)