



SERIES 77

Lipped, Straight Shrink Boots



770-003S Straight Boot, without Eyelet How to Order

Straight Boots



Lipped, straight shrink boots provide mechanical and environmental protection from damage and debris. Standard boots are available in eight material options with five adhesive choices. Glenair straight boots fit most standard boot adapters for circular connectors. All adhesive lined and unlined shrink boots are RoHS compliant. Shrink boots are water-tight when equipped with factory installed or user-installed adhesive. Lipped boots lock into boot groove located on adapter and can be ordered with potting holes or drain holes according to your requirements. Choose boot size based on adapter diameter and cable diameter.

C

How to Order							
Sample Part Number		770	-003	S	1	03	W1 -PP
Product Series	770 = Series 77 shrink boot						
Basic Number	003 = lipped boot						
Angular Function	S = straight						
Material	See material and adhesives table						
Boot Size	00S, 00, 01, 02, 03, 04, 05, 06, 07, 08, 09, 10, 11, 12; see shell size cross reference in dimensions table						
Adhesive Lined	Omit for no adhesive; see material and adhesives table						
Potting Ports or Drain Holes	PP = potting port DH = drain hole Omit for none						

Material and Adhesive Compatibility						
Material Code	Material Description (Compound No.)	Hot Melt Adhesives			High Performance Epoxy Adhesives	
		W1	W2	W3 (TACOM approved)	R	U
		High Temperature -55°C to 125°C	Standard -55°C to 70°C	Elastomeric -55°C to 125°C	Pre-Coat -75°C to 150°C	Two-Part -75°C to 155°C
1	High-Performance Semi-Rigid Elastomer (2025)	●	●		●	Type U epoxy adhesive is compatible with all boot materials. Ordered separately, user-installed (779-001). Order boot with no adhesive lining.
2	Zero Halogen Semi-Rigid Polyolefin (2010)	●	●		●	
3	General Purpose Flexible Polyolefin (2040)		●			
5	Viton Fluoroelastomer Blend (2050)	●		●	●	
6	High Performance Elastomer Alloy (2051)	●		●		
7	Semi-Rigid Polyolefin (2071)	●	●			
8	Low Outgassing Fluoropolymer Alloy (2008)	Material Type 8 not available with pre-coat adhesive. Use Type U two-part epoxy				
9	Low Temp Flexible Polyolefin (2013)		●			

NOTES

- See **Modification Codes** listed in Section A for material color options available for **Type 1 (compound 2025)** material.



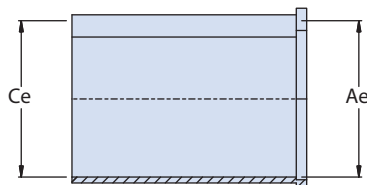
SERIES 77

Lipped, Straight Shrink Boots

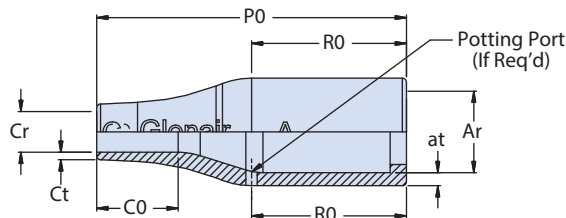
770-003S Straight Boot, without Eyelet
Dimensions



Lipped Straight Adapter Shrink Boots, Standard: Dimensions



As Supplied



Recovered (-003)

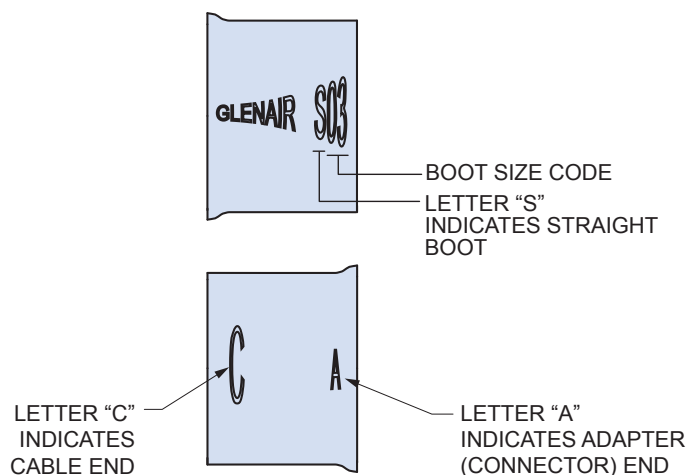
770-003 Dimensions Table

Boot Size	Glenair Us Part Marking	AS85049 /140 Ref	Shell Size	Ae DIA MIN	Ce DIA MIN	Ar DIA MAX	at ±30%	Cr DIA MAX	ct ±20%	CO REF	PO ±10%	RO REF
00S	00S		5	.354 (9.0)	.354 (9.0)	.217 (5.5)	.039 (1.0)	.079 (2.0)	.028 (0.7)	.295 (7.5)	.630 Max (16)	.385 (9.8)
00	S00		5	.354 (9.0)	.354 (9.0)	.217 (5.5)	.039 (1.0)	.079 (2.0)	.028 (0.7)	.295 (7.5)	.984 (25.0)	.551 (14.0)
01	S01		5,6	.472 (12.0)	.472 (12.0)	.276 (7.0)	.043 (1.1)	.118 (3.0)	.028 (0.7)	.295 (7.5)	.984 (25.0)	.551 (14.0)
02	S02		6,7	.669 (17.0)	.669 (17.0)	.276 (7.0)	.051 (1.3)	.138 (3.5)	.028 (0.7)	.394 (10.0)	1.181 (30.0)	.728 (18.5)
03	S03	01	8,10	.945 (24.0)	.945 (24.0)	.413 (10.5)	.063 (1.6)	.197 (5.0)	.035 (0.9)	.394 (10.0)	1.496 (38.0)	.748 (19.0)
04	S04	02	11-16	1.181 (30.0)	1.181 (30.0)	.551 (14.0)	.071 (1.8)	.236 (6.0)	.039 (1.0)	.630 (16.0)	2.165 (55.0)	1.181 (30.0)
05	S05	03	16-17	1.260 (32.0)	1.260 (32.0)	.709 (18.0)	.071 (1.8)	.276 (7.0)	.047 (1.2)	.748 (19.0)	2.638 (67.0)	1.299 (33.0)
06	S06	04	17-21	1.417 (36.0)	1.417 (36.0)	.866 (22.0)	.079 (2.0)	.335 (8.5)	.047 (1.2)	.787 (20.0)	3.150 (80.0)	1.575 (40.0)
07	S07	05	21-23	1.693 (43.0)	1.693 (43.0)	1.102 (28.0)	.087 (2.2)	.394 (10.0)	.051 (1.3)	1.142 (29.0)	3.898 (99.0)	2.165 (55.0)
08	S08	06	25	2.362 (60.0)	2.362 (60.0)	1.378 (35.0)	.130 (3.3)	.591 (15.0)	.063 (1.6)	1.575 (40.0)	5.118 (130.0)	1.969 (50.0)
09	S09	07		2.599 (66.0)	2.599 (66.0)	1.752 (44.5)	.150 (3.8)	.661 (16.8)	.079 (2.0)	2.283 (58.0)	6.693 (170.0)	3.543 (90.0)
10	S10	08		3.400 (86.4)	3.400 (86.4)	2.250 (57.2)	.160 (4.1)	1.06 (26.9)	.130 (3.3)	2.068 (52.5)	7.700 (195.6)	4.005 (102.0)
11	S11		5,6	.472 (12.0)	.472 (12.0)	.276 (7.0)	.043 (1.1)	.093 (2.4)	.028 (0.7)	.354 (9.0)	1.417 (36.0)	.750 (19.1)
12	S12		6,7	.669 (17.0)	.669 (17.0)	.375 (9.5)	.051 (1.3)	.187 (4.7)	.028 (0.7)	.394 (10.0)	1.496 (38.0)	.750 (19.1)

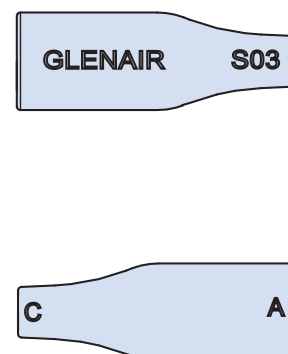
For materials Type 2, Type 3 and Type 9, dimension 'Ce' is nominal

Lipped Straight Shrink Boots: Part Marking, Raised Lettering

EXPANDED



RECOVERED



Mouser Electronics

Authorized Distributor

Click to View Pricing, Inventory, Delivery & Lifecycle Information:

Glenair:

770-003S812