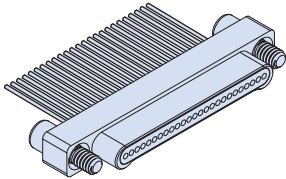
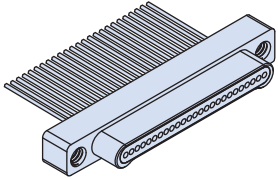
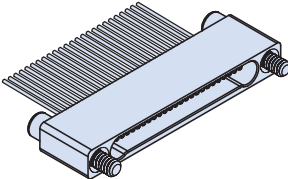
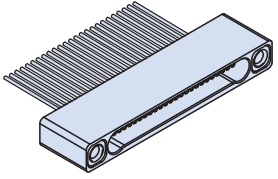


Glenair Uninsulated Wire Nano Connectors feature gold alloy TwistPin contacts. Contacts are precision-crimped to solid wire. These nanominiature connectors offer premium performance and reliability for demanding applications. Contact spacing is .025 inches. 1 amp current rating, DWV rating 250 volts AC. Wire gages #30 and #32 AWG.

TwistPin Contact System assures premium performance in demanding environments. The gold alloy contacts will stand up to years of exposure without corrosion.

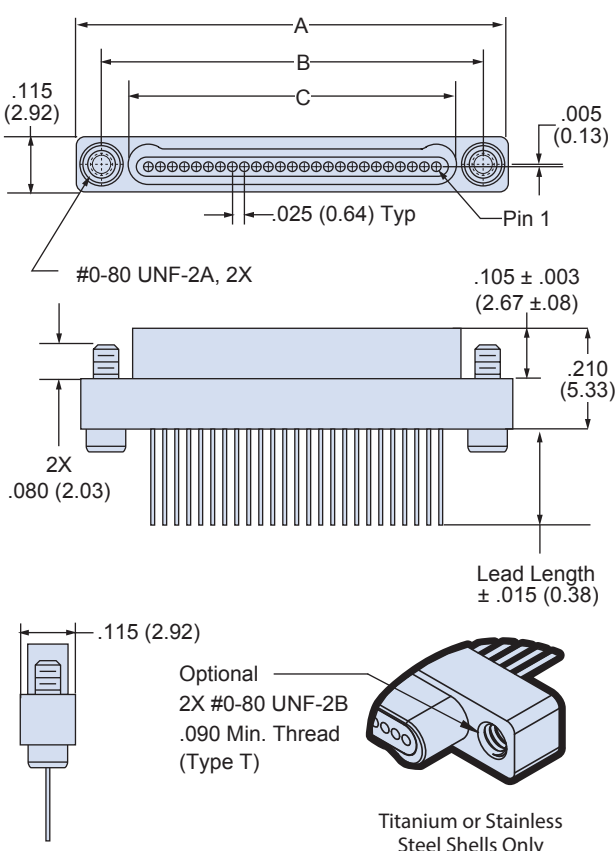
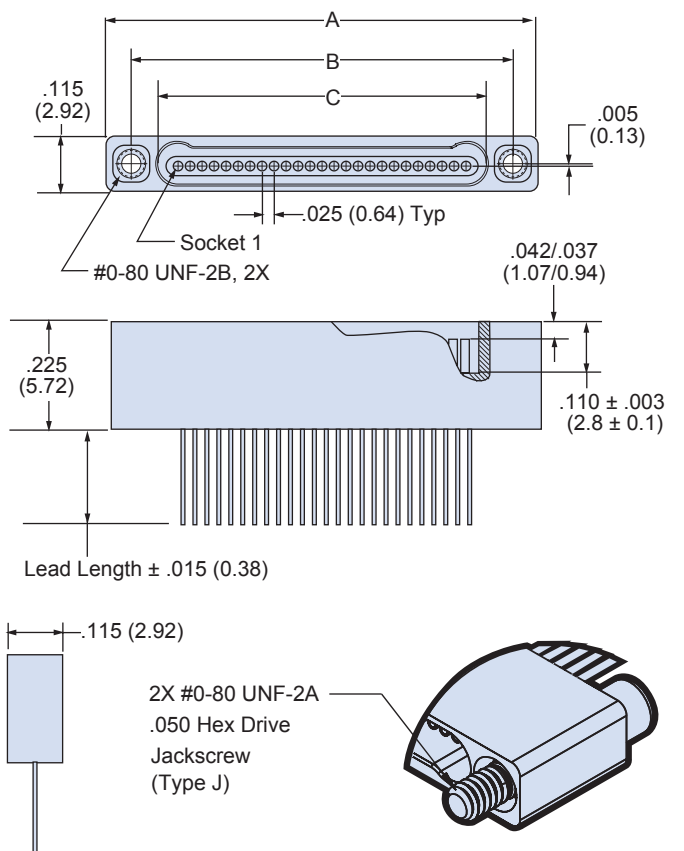
Typical Applications include UAV's, satellites, missile systems and geophysical instruments.

How to Order							
Sample Part Number	890-003	-31P	A2	-0	D3	-.250	J
Series	890-003 = Plug, Pin Contacts, Single Row Nanominiature 890-004 = Receptacle, Socket Contacts, Single Row Nanominiature						
Insert Arrangement/ Contact Type	Plugs (890-003): 5P, 9P, 15P, 21P, 25P, 31P, 37P, 51P Receptacles (890-004): 5S, 9S, 15S, 21S, 25S, 31S, 37S, 51S						
Shell Material and Finish	A1 = Aluminum Shell, Cadmium Plating S = Stainless Steel Shell, Passivated A2 = Aluminum Shell, Electroless Nickel Plating T = Titanium Shell, Unplated						
Wire Gage	0 = #30 AWG 2 = #32 AWG						
Wire Type	D3 = Single Strand Copper Wire, Uninsulated, with Gold Plating						
Lead Length	.125, .250, .375, .500						
Hardware	J = Hex Head Jackscrew, #0-80 T = Female Thread, #0-80 Female threads are available on plug connectors only if the shell material is titanium or stainless steel.						

Plug (Pin) Connector		Receptacle (Socket) Connector	
			
J - Jackscrew Option	T - Female Thread Option	J - Jackscrew Option	T - Female Thread Option

NOTES

- Material and finish:
 - Shell: see part number breakdown
 - Insulator: LCP/nA
 - Contacts: gold alloy/unplated
 - Wire: see part number breakdown
 - Hardware: stainless steel, passivated
- Inspect and Test IAW MIL-DTL-32139
- Interface dimensions per MIL-DTL-32139/1 and MIL-DTL-32139/2

Dimensions						
890-003 Plug (Pin) Connector			890-004 Receptacle (Socket) Connector			
						
Layout	A		B BSC.		C BSC.	
	In. ± .005	mm. ± 0.13	In.	mm.	In.	mm.
5P	.400	10.16	.295	7.49	.184	4.67
5S	.400	10.16	.295	7.49	.185	4.70
9P	.500	12.70	.395	10.03	.284	7.21
9S	.500	12.70	.395	10.03	.285	7.24
15P	.650	16.51	.545	13.84	.434	11.02
15S	.650	16.51	.545	13.84	.435	11.05
21P	.800	20.32	.695	17.65	.584	14.83
21S	.800	20.32	.695	17.65	.585	14.86
25P	.900	22.86	.795	20.19	.684	17.37
25S	.900	22.86	.795	20.19	.685	17.40
31P	1.050	26.67	.945	24.00	.834	21.18
31S	1.050	26.67	.945	24.00	.835	21.21
37P	1.200	30.48	1.095	27.81	.984	24.99
37S	1.200	30.48	1.095	27.81	.985	25.02
51P	1.550	39.37	1.445	36.70	1.334	33.88
51S	1.550	39.37	1.445	36.70	1.335	33.91

Mouser Electronics

Authorized Distributor

Click to View Pricing, Inventory, Delivery & Lifecycle Information:

Glenair:

[891-003-9PA2-2D3-.125J](#) [891-003-9PS-0D3-.250J](#) [891-004-9SS-0D3-.125T](#)