

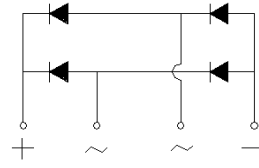
Single Phase Silicon Bridge Rectifier

$V_{RRM} = 600\text{ V} - 1000\text{ V}$
 $I_O = 1.5\text{ A}$

Features

- Ideal for printed circuit board
- Low forward voltage drop
- Low leakage current
- Types from 600 V up to 1000 V VRRM
- Not ESD Sensitive

WOM Package



Mechanical Data

Case: Molded plastic body
 Terminals: Plated leads, solderable per MIL-STD-202
 Method 208 guaranteed
 Polarity: Color band on body denotes cathode end
 Mounting position: Any
 Weight: 1.07 grams

Maximum ratings at $T_c = 25\text{ }^\circ\text{C}$, unless otherwise specified

Parameter	Symbol	Conditions	W06M	W08M	W10M	Unit
Repetitive peak reverse voltage	V_{RRM}		600	800	1000	V
RMS reverse voltage	V_{RMS}		420	560	700	V
DC blocking voltage	V_{DC}		600	800	1000	V
Operating temperature	T_j		-65 to 125	-65 to 125	-65 to 125	$^\circ\text{C}$
Storage temperature	T_{stg}		-65 to 150	-65 to 150	-65 to 150	$^\circ\text{C}$

Electrical characteristics at $T_c = 25\text{ }^\circ\text{C}$, unless otherwise specified

Single phase, half sine wave, 60 Hz, resistive or inductive load
 For capacitive load derate current by 20%

Parameter	Symbol	Conditions	W06M	W08M	W10M	Unit
Maximum average forward rectified current	I_O	$T_a = 50\text{ }^\circ\text{C}$	1.5	1.5	1.5	A
Peak forward surge current	I_{FSM}	$t_p = 8.3\text{ ms}$, half sine	50	50	50	A
Maximum instantaneous forward voltage drop per bridge element	V_F	$I_F = 1.0\text{ A}$	1.0	1.0	1.0	V
Maximum DC reverse current at rated DC blocking voltage	I_R	$T_a = 25\text{ }^\circ\text{C}$ $T_a = 100\text{ }^\circ\text{C}$	10 500	10 500	10 500	μA

FIG.1-TYPICAL FORWARD CURRENT DERATING CURVE

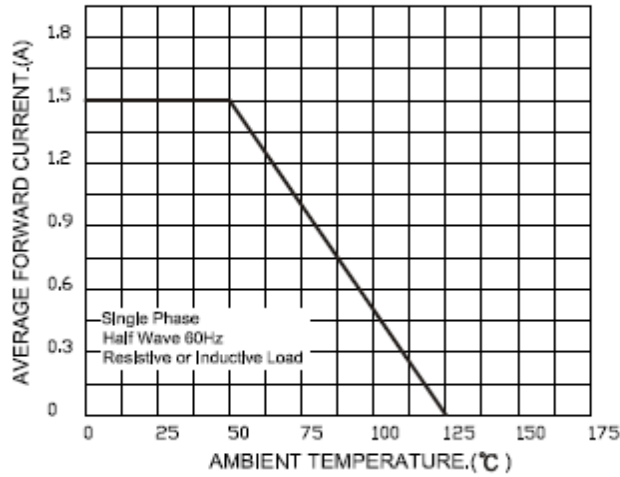


FIG.2-MAXIMUM NON-REPETITIVE FORWARD SURGE CURRENT

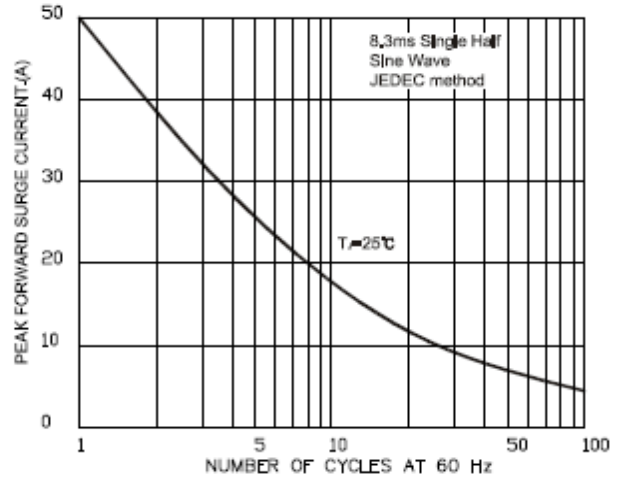


FIG.3-TYPICAL FORWARD CHARACTERISTICS

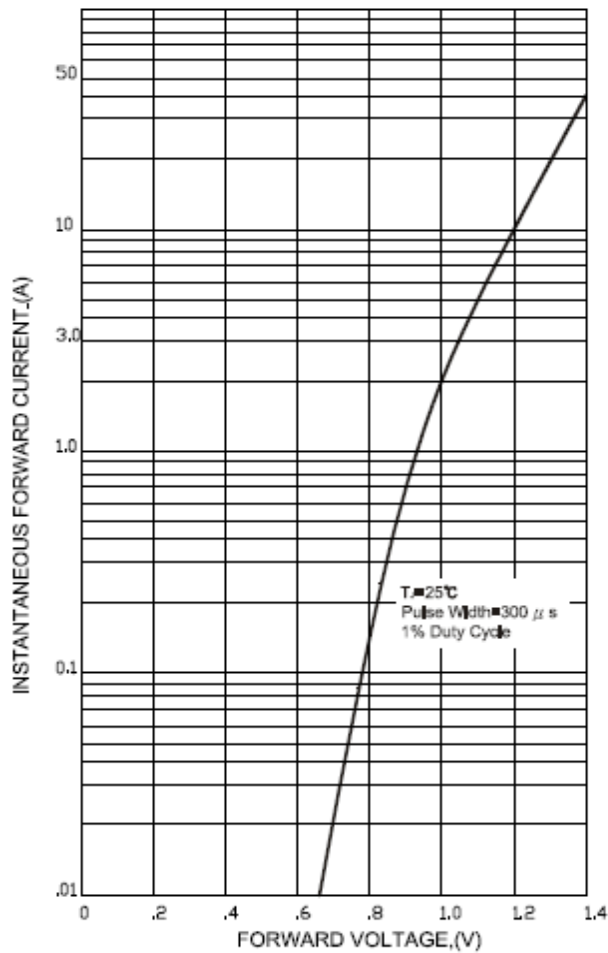
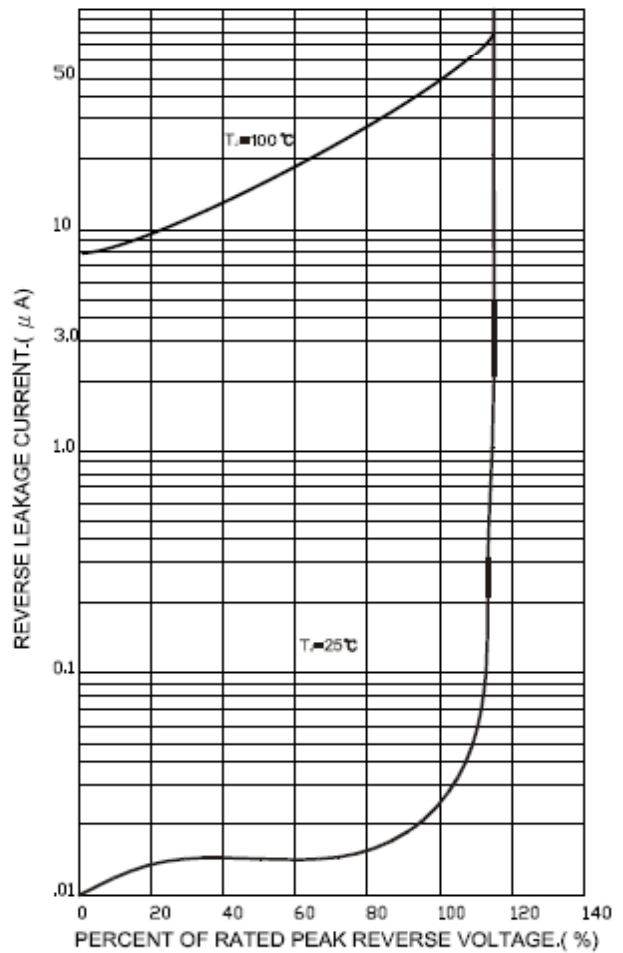
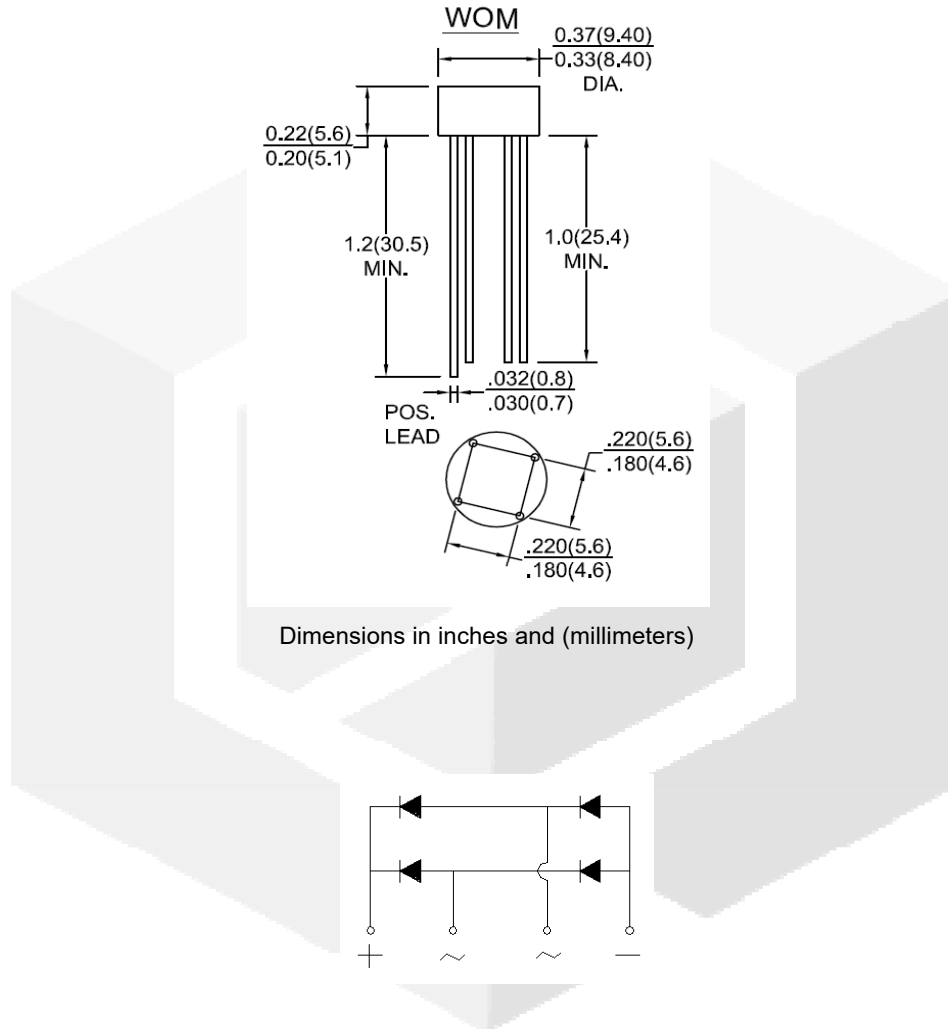


FIG.4-TYPICAL REVERSE CHARACTERISTICS



Package dimensions and terminal configuration

Product is marked with part number and terminal configuration.



Mouser Electronics

Authorized Distributor

Click to View Pricing, Inventory, Delivery & Lifecycle Information:

[GeneSiC Semiconductor:](#)

[W06M](#) [W08M](#) [W10M](#)