

Silicon Standard Recovery Diode

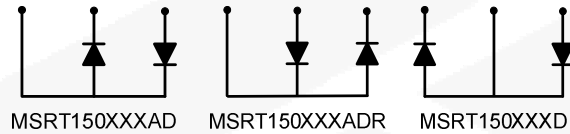
$V_{RRM} = 1200\text{ V} - 1600\text{ V}$

$I_{F(AV)} = 150\text{ A}$

Features

- High Surge Capability
- Types from 1200 V to 1600 V V_{RRM}
- Isolation Type Package
- Electrically Isolated Base Plate
- Not ESD Sensitive

Three Tower Package



Maximum ratings, at $T_j = 25\text{ }^\circ\text{C}$, unless otherwise specified

Parameter	Symbol	Conditions	MSRT150120(A)D	MSRT150140(A)D	MSRT150160(A)D	Unit
Repetitive peak reverse voltage	V_{RRM}		1200	1400	1600	V
RMS reverse voltage	V_{RMS}		848	990	1131	V
DC blocking voltage	V_{DC}		1200	1400	1600	V
Operating temperature	T_j		-55 to 150	-55 to 150	-55 to 150	$^\circ\text{C}$
Storage temperature	T_{stg}		-55 to 150	-55 to 150	-55 to 150	$^\circ\text{C}$

Electrical characteristics, at $T_j = 25\text{ }^\circ\text{C}$, unless otherwise specified

Parameter	Symbol	Conditions	MSRT150120(A)D	MSRT150140(A)D	MSRT150160(A)D	Unit
Average forward current (per leg)	$I_{F(AV)}$	$T_C = 140\text{ }^\circ\text{C}$	150	150	150	A
Peak forward surge current (per leg)	I_{FSM}	$t_p = 8.3\text{ ms}$, half sine	2250	2250	2250	A
Maximum instantaneous forward voltage (per leg)	V_F	$I_{FM} = 150\text{ A}$, $T_j = 25\text{ }^\circ\text{C}$	1.1	1.1	1.1	V
Maximum instantaneous reverse current at rated DC blocking voltage (per leg)	I_R	$T_j = 25\text{ }^\circ\text{C}$	10	10	10	μA
		$T_j = 150\text{ }^\circ\text{C}$	5	5	5	mA

Thermal characteristics

Parameter	Symbol	Conditions	MSRT150120(A)D	MSRT150140(A)D	MSRT150160(A)D	Unit
Maximum thermal resistance, junction - case (per leg)	$R_{\theta jc}$		0.40	0.40	0.40	$^\circ\text{C/W}$

Figure .1- Typical Forward Characteristics

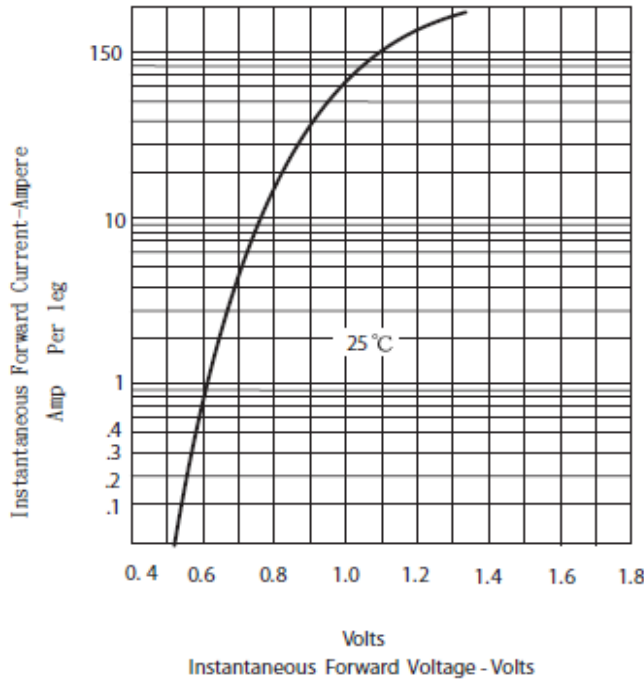


Figure.2 Forward Derating Curve

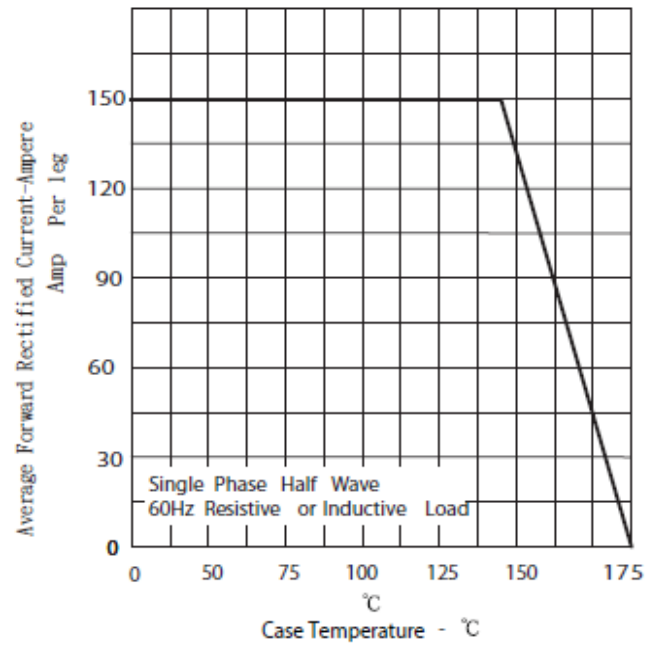


Figure .4 Typical Reverse Characteristics

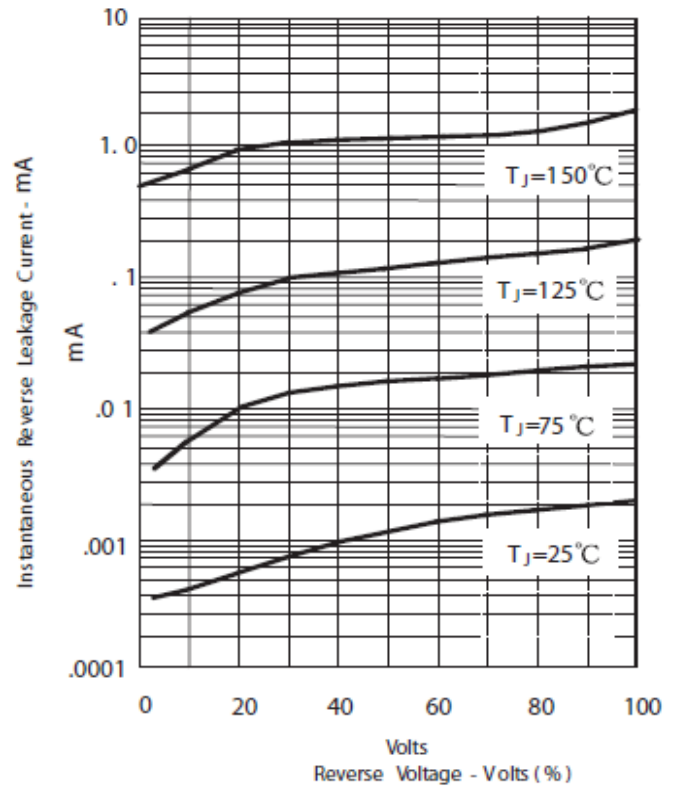
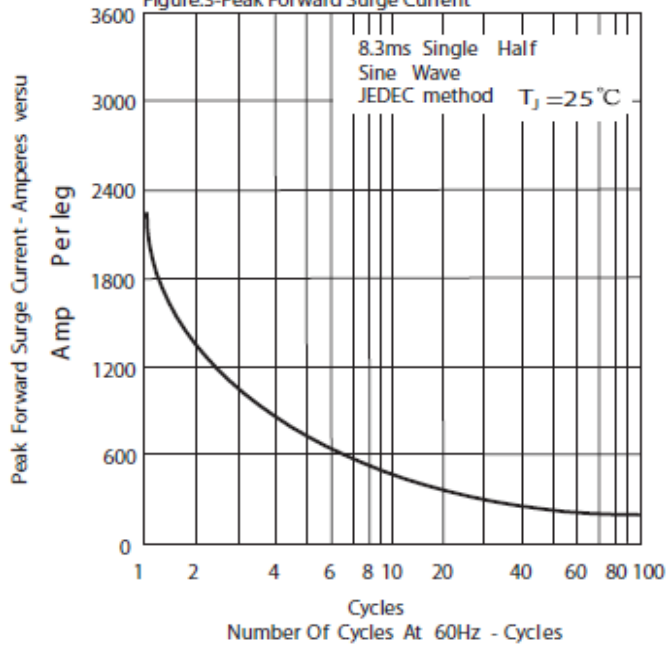
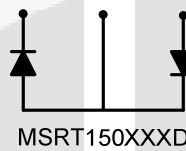
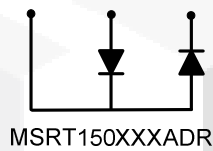
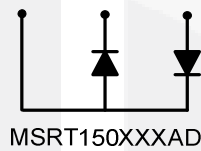
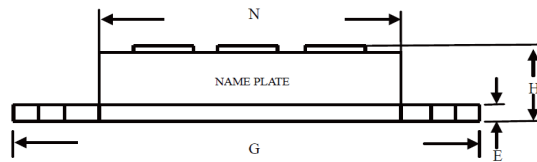
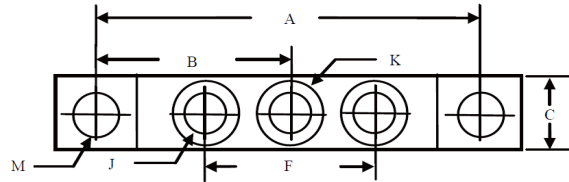


Figure.3-Peak Forward Surge Current



Package dimensions and terminal configuration

Product is marked with part number and terminal configuration.



DIMENSIONS					
DIM	IN CHES		MM		NOTE
	MIN	MAX	MIN	MAX	
A	3.150	NOM	80.01	NOM	
B	1.565	1.585	39.75	40.26	
C	.700	.800	17.78	20.32	
E	.119	.132	3.02	3.35	
F	1.327	REF	33.72	REF	
G	3.55	3.65	90.17	92.71	
H	---	.73	---	18.30	
J	1/4 - 20 UNC FULL				
K	.472	.511	12	13	∅
M	.275	.295	6.99	7.49	∅
N	2.38	2.46	60.5	62.5	

Mouser Electronics

Authorized Distributor

Click to View Pricing, Inventory, Delivery & Lifecycle Information:

[GeneSiC Semiconductor:](#)

[MSRT150140\(A\)D](#) [MSRT150160\(A\)D](#) [MSRT150120\(A\)D](#)