

6

5

4

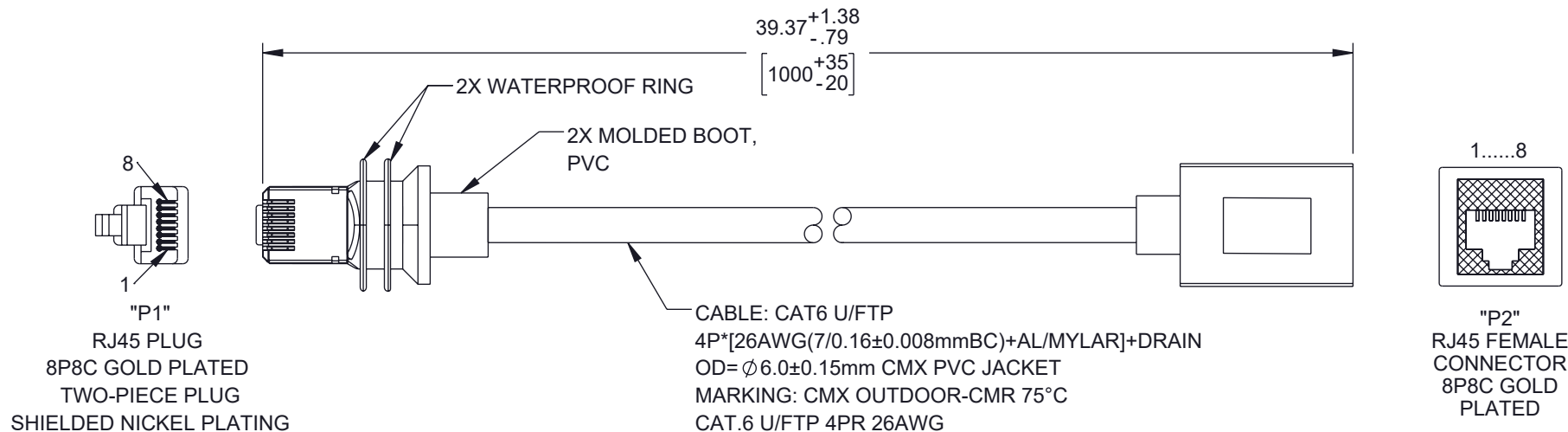
3

2

1

ROUTING SIDE

REVISION					
ZONE	REV	DESCRIPTION	DATE	CHANGED BY	APPROVED
	A	INITIAL RELEASE	12/12/2024	TDUFRENE	DGUST

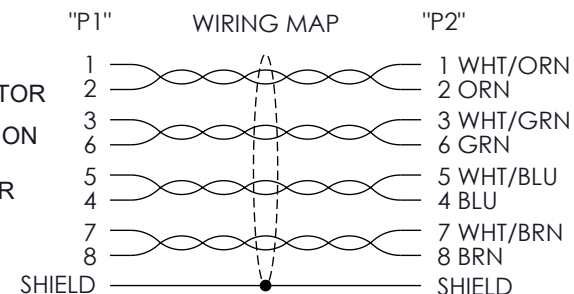
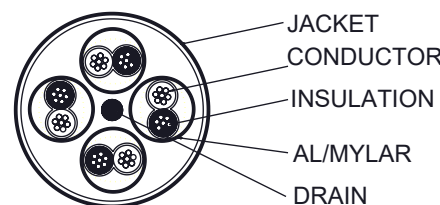


NOTES:

- OVERVIEW:
BANDWIDTH: 250MHZ
WIRING SCHEME – T568B
TEMPERATURE RATING
INSTALLATION: 0°C~50°C
OPERATION: -40°C~75°C
VOLTAGE RATING – 30V
UV RESISTANT
WIRE INSULATION – FMPE
DIAMETER – 1.04±0.05mm.
- ELECTRICAL CHARACTERISTICS
CONDUCTOR DC RESISTANCE – 15.2Ω/100m (MAXIMUM)
IMPEDANCE – 100Ω
CAPACITANCE – 5600PF/100m
PROPAGATION DELAY – 545NS/100m (MAXIMUM)
DELAY SKEW – 45NS/100m (MAXIMUM)
PASS FLUKE DSX 8000 CHANNEL TEST.

REGULATORY COMPLIANCE:
EU ROHS DIRECTIVE (MOST RECENT RELEASED VERSION).

THE INFORMATION CONTAINED IN THIS DRAWING IS THE SOLE PROPERTY OF INFINITE ELECTRONICS, INC. ANY REPRODUCTION IN PART OR WHOLE WITHOUT THE WRITTEN PERMISSION OF INFINITE ELECTRONICS, INC. IS PROHIBITED. THESE COMMODITIES, TECHNOLOGY OR SOFTWARE WERE EXPORTED FROM THE UNITED STATES IN ACCORDANCE WITH THE EXPORT ADMINISTRATION REGULATIONS. DIVERSION CONTRARY TO U.S. LAW PROHIBITED.



UNLESS OTHERWISE SPECIFIED
LEADING DIMENSIONS ARE INCHES
DIMENSIONS IN [] ARE MILLIMETERS

TOLERANCES:
X = ±2 [5] FRACTIONS
XX = ±0.02 [0.5] ± 1/32
XXX = ±0.005 [0.13] ANGLES ± 1°

CABLE LENGTH TOLERANCES:
≤12 [305] = +1 [25] / -0
>12 [305] ≤ 60 [1524] = +2 [51] / -0
>60 [1524] ≤ 120 [3048] = +4 [102] / -0
>120 [3048] ≤ 300 [7620] = +6 [152] / -0
>300 [7620] = +5% / -0

ALL DIMENSIONS ARE FOR REFERENCE ONLY
AND SUBJECT TO CHANGE WITHOUT NOTICE.
UN-DIMENSIONED/NON-CRITICAL FEATURES
MAY VARY IN SIZE AND LOCATION
COLORS MAY VARY

L-com
an INFINIT® brand

Website: www.L-com.com
Phone: 1.800.341.5266 | 1.978.682.6936



INTERPRET ALL DIMENSIONS AND
TOLERANCES PER ASME Y14.5

SCALE NONE SHEET 1 OF 2

DESCRIPTION				
STARLINK G3 INDOOR KIT, 2X M-F CABLES, 1M				
SIZE	CAGE CODE	DRAWN BY	ITEM NO.	REV
A	43321	TDUFRENE	TSLG3-IDKIT-1M	A

6

5

4

3

2

1

6

5

4

3

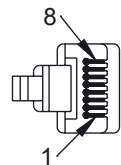
2

1

DEVICE SIDE

 $39.37^{+1.38}_{-.79}$
 $[1000.0^{+35.0}_{-20.0}]$

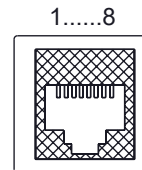
2X WATERPROOF RING

2X MOLDED BOOT,
PVC

"P1"

RJ45 PLUG
8P8C GOLD PLATED
TWO-PIECE PLUG
SHIELDED NICKEL PLATING

CABLE: CAT6 U/FTP
4P*[26AWG(7/0.16±0.008mmBC)+AL/MYLAR]+DRAIN
OD= Ø6.0±0.15mm CMX PVC JACKET
MARKING: CMX OUTDOOR-CMR 75°C
CAT.6 U/FTP 4PR 26AWG



"P2"

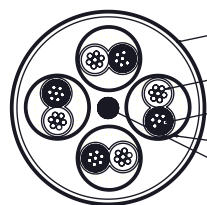
RJ45 FEMALE
CONNECTOR
8P8C GOLD
PLATED

NOTES:

- OVERVIEW:
BANDWIDTH: 250MHZ
WIRING SCHEME – T568B
TEMPERATURE RATING
INSTALLATION: 0°C~50°C
OPERATION: -40°C~75°C
VOLTAGE RATING – 30V
UV RESISTANT
WIRE INSULATION – FMPE.
- ELECTRICAL CHARACTERISTICS
CONDUCTOR DC RESISTANCE – 15.2Ω/100m (MAXIMUM)
IMPEDANCE – 100Ω
CAPACITANCE – 5600PF/100m
PROPAGATION DELAY – 545NS/100m (MAXIMUM)
DELAY SKEW – 45NS/100m (MAXIMUM)
PASS FLUKE DSX 8000 CHANNEL TEST.

REGULATORY COMPLIANCE:

EU ROHS DIRECTIVE (MOST RECENT RELEASED VERSION).

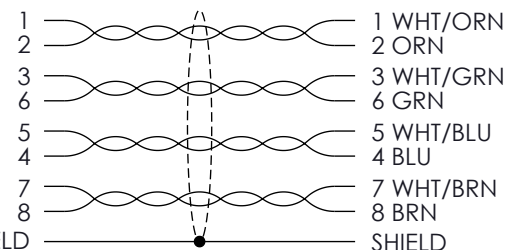


JACKET
CONDUCTOR
INSULATION
AL/MYLAR
DRAIN

"P1"

WIRING MAP

"P2"



L-com®
an INFINIT® brand

Website: www.L-com.com
Phone: 1.800.341.5266 | 1.978.682.6936

INTERPRET ALL DIMENSIONS AND
TOLERANCES PER ASME Y14.5

SCALE	SHEET
NONE	2 OF 2

DESCRIPTION

STARLINK G3 INDOOR KIT, 2X M-F CABLES, 1M

THE INFORMATION CONTAINED IN THIS DRAWING IS THE SOLE PROPERTY OF INFINITE ELECTRONICS, INC. ANY REPRODUCTION IN PART OR WHOLE WITHOUT THE WRITTEN PERMISSION OF INFINITE ELECTRONICS, INC. IS PROHIBITED. THESE COMMODITIES, TECHNOLOGY OR SOFTWARE WERE EXPORTED FROM THE UNITED STATES IN ACCORDANCE WITH THE EXPORT ADMINISTRATION REGULATIONS. DIVERSION CONTRARY TO U.S. LAW PROHIBITED.

ALL DIMENSIONS ARE FOR REFERENCE ONLY
AND SUBJECT TO CHANGE WITHOUT NOTICE.
UN-DIMENSIONED/NON-CRITICAL FEATURES
MAY VARY IN SIZE AND LOCATION
COLORS MAY VARY

SIZE	CAGE CODE	DRAWN BY	ITEM NO.	REV
A	43321	TDUFRENE	TSLG3-IDKIT-1M	A

6

5

4

3

2

1

Mouser Electronics

Authorized Distributor

Click to View Pricing, Inventory, Delivery & Lifecycle Information:

[infinite Electronics:](#)

[TSLG3-IDKIT-1M](#)