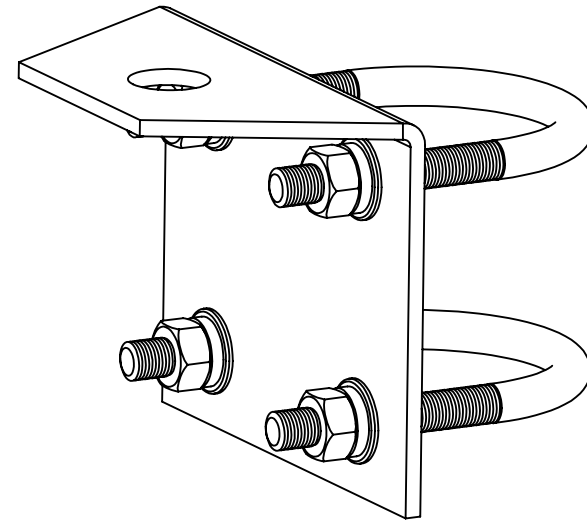
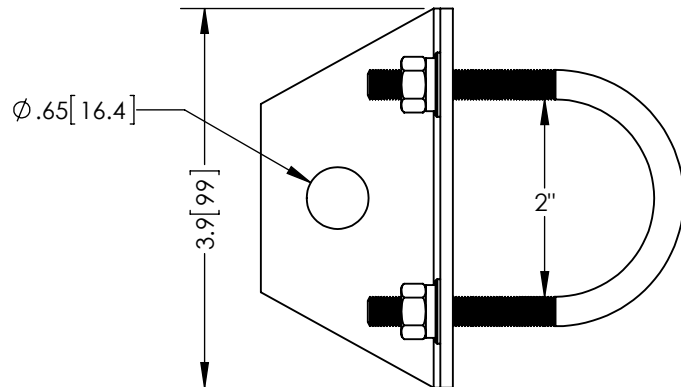
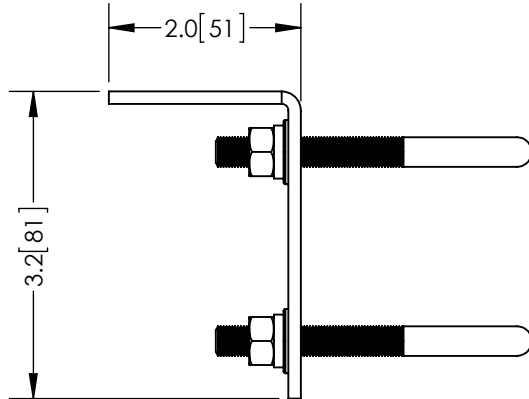



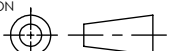
THE INFORMATION CONTAINED IN THIS DRAWING IS THE SOLE
PROPERTY OF L-COM, INC. ANY REPRODUCTION IN PART OR WHOLE
WITHOUT THE WRITTEN PERMISSION OF L-COM, INC. IS PROHIBITED.

REVISIONS			
REV	DESCRIPTION	DATE	APPROVED
A	INITIAL RELEASE	06/01/12	D.GRIFFIN



RoHS Compliant ✓

NOTES:
PACKAGING: SHALL BE PACKAGED AS PER L-COM SPEC PKG-00012
- ALL DIMENSIONS FOR REFERENCE ONLY -

UNLESS OTHERWISE SPECIFIED, DIMENSIONS ARE IN INCHES [mm] DIMENSIONAL TOLERANCES: .X = ±.1 .XX = ±.01 .XXX = ±.005 ANGULAR TOLERANCES: ALL = ± 1°	APPROVALS		DATE		 45 BEECHWOOD DRIVE NORTH ANDOVER, MA 01845			
	DRAWN BY B.PUCHASKI		06/01/12					
	CHECKED BY P.PESA		06/01/12		CATEGORY ANTENNA			
	APPROVED BY P.PESA		06/01/12					
	CONFIGURATION DETAILS OF UNDIMENSIONED FEATURES MAY VARY				PRODUCT DESCRIPTION OMNI ANTENNA ANGLED MAST MOUNT			
PROJECTION 	COLOR VARIATIONS MAY OCCUR				SIZE	FSCM NO.	DWG. NO.	REV.
					A	43321	HGX-PMT23	A
					SCALE: NONE	CAD FILE: HGX-PMT23.SLDDRW		SHEET 1 OF 1

Mouser Electronics

Authorized Distributor

Click to View Pricing, Inventory, Delivery & Lifecycle Information:

[infinite Electronics:](#)

[HGX-PMT23](#)