

RA 4.1/9.5 Mini DIN Male to RA 4.1/9.5 Mini DIN Male Cable 1/4 inch Superflexible Coax in 36 Inch

The RA 4.1/9.5 Mini DIN male to RA 4.1/9.5 Mini DIN male 36 inch cable using 1/4 inch superflexible coax, part number FMCA2234-36, from Fairview Microwave is in-stock and ships same day. This Fairview 4.1/9.5 Mini DIN to 4.1/9.5 Mini DIN cable assembly has a male to male gender configuration with 50 ohm corrugated 1/4" superflexible coax. Fairview Microwave's corrugated RF cable assemblies are ideal for applications where durability and high power are needed. The FMCA2234-36 4.1/9.5 Mini DIN male to 4.1/9.5 Mini DIN male cable assembly operates to 6 GHz. The right angle 4.1/9.5 Mini DIN interfaces on the 1/4" Superflexible cable allow for easier connections in tight spaces.

Custom versions of most RF cable assemblies can be built and shipped same day. Custom cable assembly lengths can be obtained by specifying the desired length on the web site at time of order or by contacting a sales representative. Other RF cable assembly value added services including connector orientation or clocking, heat shrink booting and labeling are also available. RF testing can also be performed to document the electrical performance of your cable assembly.

Electrical Specifications

Description	Min	Typ	Max	Units
Frequency Range	DC		6	GHz
VSWR			1.5:1	
Velocity of Propagation		82		%
RF Shielding	120			dB
Passive Intermodulation			-150	dBc
Capacitance		24.4 [80.05]		pF/ft [pF/m]
Inductance		0.059 [0.19]		uH/ft [uH/m]
DC Resistance Inner Conductor		3.2 [10.5]		Ω /1000ft [Ω /Km]
DC Resistance Outer Conductor		2.53 [8.3]		Ω /1000ft [Ω /Km]
Jacket Spark			2,000	Vrms

Performance by Frequency

Description	F1	F2	F3	F4	F5	Units
Frequency	0.1	0.25	0.5	1	3	GHz
Insertion Loss (Typ.)	0.34	0.38	0.41	0.47	0.62	dB

Electrical Specification Notes:

The Insertion Loss data above is based on the performance specifications of the coax and connectors used in this assembly. The Insertion Loss includes an estimated insertion loss of 0.2dB of connector loss.

Mechanical Specifications

Cable Assembly

Length*	36 in [914.4 mm]
Diameter	0.94 in [23.88 mm]



Configuration:

- 4.1/9.5 Mini DIN Male Right Angle
- 4.1/9.5 Mini DIN Male Right Angle
- 1/4" Superflexible

Features:

- Max Frequency 6 GHz
- Low PIM: -150 dBc Max
- Shielding Effectivity > 120 dB
- 82% Phase Velocity
- PE Jacket
- Low PIM and Low Loss
- 100% Tested with PIM Test Results Marked on Cable

Applications:

- General Purpose
- Laboratory Use
- Distributed Antenna Systems (DAS)
- Low PIM Applications and PIM Testing

Fairview Microwave
 301 Leora Ln., Suite 100
 Lewisville, TX 75056
 Tel: 1-800-715-4396 / (972) 649-6678
 Fax: (972) 649-6689
www.fairviewmicrowave.com
sales@fairviewmicrowave.com

Cable

Cable Type	1/4" Superflexible
Impedance	50 Ohms
Inner Conductor Type	Solid
Inner Conductor Material and Plating	Copper Clad Aluminum
Dielectric Type	PE (F)
Number of Shields	1
Shield Layer 1	Helically Corrugated Copper Tube
Jacket Material	PE, Black
Jacket Diameter	0.303 in [7.7 mm]

One Time Minimum Bend Radius	0.5 in [12.7 mm]
Repeated Minimum Bend Radius	1 in [25.4 mm]
Typical Flex Cycles	20
Tensile Strength	79 lbs [35.83 Kg]

Connectors

Description	Connector 1	Connector 2
Type	4.1/9.5 Mini DIN Male	4.1/9.5 Mini DIN Male
Specification	IEC 61169-11	IEC 61169-11
Impedance	50 Ohms	50 Ohms
Contact Material & Plating	Brass, Silver	Brass, Silver
Dielectric Type	PTFE	PTFE
Body Material & Plating	Brass, Tri-Metal	Brass, Tri-Metal
Coupling Nut Material & Plating	Brass, Tri-Metal	Brass, Tri-Metal

Environmental Specifications
Temperature

Operating Range	-40 to +85 deg C
-----------------	------------------

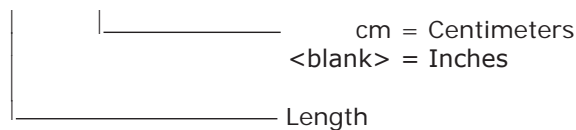
Compliance Certifications (see [product page](#) for current document)

Plotted and Other Data

Notes:

How to Order

Part Number Configuration:

FMCA2234 - xx uu



Example: FMCA2234-12 = 12 inches long cable
 FMCA2234-100cm = 100 cm long cable

RA 4.1/9.5 Mini DIN Male to RA 4.1/9.5 Mini DIN Male Cable 1/4 inch Superflexible Coax in 36 Inch from Fairview Microwave has same day shipment for domestic and International orders. Our RF, microwave and fiber optic products maintain a 99% availability and are part of the broadest selection in the industry.

Click the following link to obtain additional part information: [RA 4.1/9.5 Mini DIN Male to RA 4.1/9.5 Mini DIN Male Cable 1/4 inch Superflexible Coax in 36 Inch FMCA2234-36](#)

URL: <https://www.fairviewmicrowave.com/4.1-9.5-male-4.1-9.5-male-pe-1-4-sfhc-cable-assembly-FMCA2234-p.aspx>

The information contained in this document is accurate to the best of our knowledge and representative of the part described herein. It may be necessary to make modifications to the part and/or the documentation of the part, in order to implement improvements. Fairview Microwave reserves the right to make such changes as required. Unless otherwise stated, all specifications are nominal. Fairview Microwave does not make any representation or warranty regarding the suitability of the part described herein for any particular purpose, and Fairview Microwave does not assume any liability arising out of the use of any part or documentation.



		REVISIONS			
REV.	DESCRIPTION	DATE	APPROVED		
A	INITIAL RELEASE	1/19/2021	S.ELLIS		

2X
HEAT SHRINK BOOT

FM-1/4SFHC

LENGTH MEASURED FROM
CONTACT TO CONTACT

www.FAIRVIEWMICROWAVE.com
FMCA2234
S/N: XXXXXXXXX
(SEE NOTE 1)

PIM LEVEL
-zzzdBc
S/N: XXXXXXXXX
(SEE NOTE 2)

CONTACT

4.1/9.5 Mini DIN MALE
RA

CONTACT


4.1/9.5 Mini DIN MALE
RA

NOTES:

1. CABLES 84" AND UNDER HAVE 1 LABEL CENTERED. CABLES OVER 84" HAVE 2 LABELS, ONE AT EACH END 12.0" FROM THE END OF THE CONNECTOR.

2. 6" FROM CABLE END 1 PLACE FOR ALL LENGTHS OF CABLE.

THESE COMMODITIES, TECHNOLOGY OR SOFTWARE WERE EXPORTED FROM THE UNITED STATES IN ACCORDANCE WITH THE EXPORT ADMINISTRATION REGULATIONS. DIVERSION CONTRARY TO U.S. LAW PROHIBITED.

<div><div><div></div><div></div><div></div><div></div></div><div>Fairview Microwave™</div><div>an INFINITe brand</div></div>		UNLESS OTHERWISE SPECIFIED LEADING DIMENSIONS ARE INCHES DIMENSIONS IN [] ARE MILLIMETERS		THIRD-ANGLE PROJECTION  THE INFORMATION AND DESIGN IN THIS DOCUMENT IS THE PROPERTY OF FAIRVIEW MICROWAVE CORPORATION. ALL RIGHTS RESERVED.	
TITLE RA 4.1/9.5 Mini DIN Male to RA 4.1/9.5 Mini DIN Male Cable 1/4 inch Superflexible Coax in 36 Inch		TOLERANCES: .X = ±.2 [.51] .XX = ±.02 [.51] .XXX = ±.005 [.13]		CABLE LENGTH (L) TOLERANCES: L ≤ 12 [305] = +1 [25] / -0 12 [305] < L ≤ 60 [1524] = +2 [51] / -0 60 [1524] < L ≤ 120 [3048] = +4 [102] / -0 120 [3048] < L ≤ 300 [7620] = +6 [152] / -0 300 [7620] < L = +5%L / -0	
		ALL DIMENSIONS SHOWN ARE FOR REFERENCE ONLY.		SCALE N/A	
SIZE A	CAGE CODE 3FKR5	DRAWN BY K.DANG	ITEM NO. FMCA2234	REV A	

T-Rev.D

Mouser Electronics

Authorized Distributor

Click to View Pricing, Inventory, Delivery & Lifecycle Information:

[Fairview Microwave:](#)

[FMCA2234-36](#)