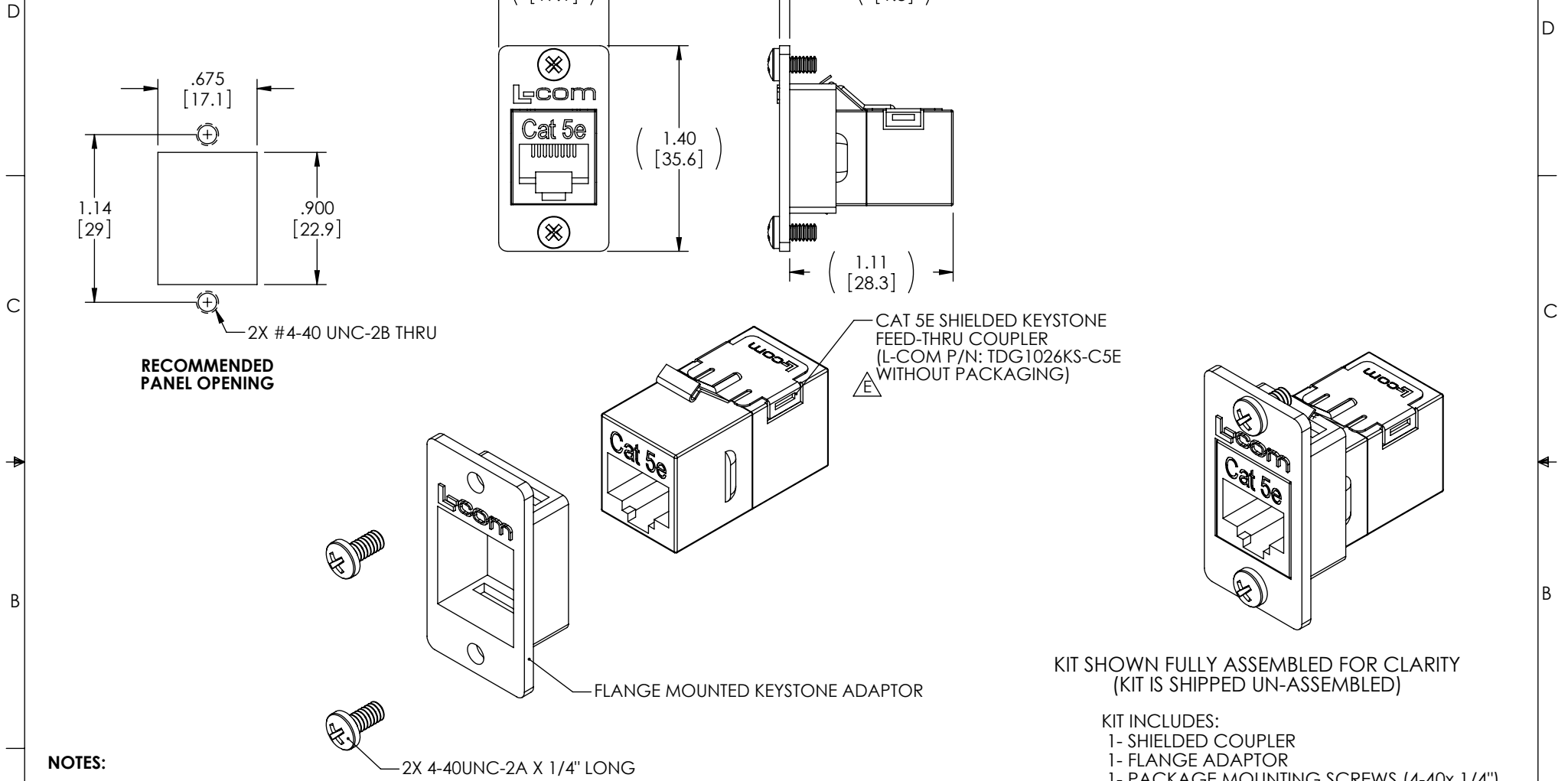


THE INFORMATION CONTAINED IN THIS DRAWING IS THE SOLE PROPERTY OF L-COM, INC. ANY REPRODUCTION IN PART OR WHOLE WITHOUT THE WRITTEN PERMISSION OF L-COM, INC. IS PROHIBITED.

 **RoHS Compliant** ✓

REVISIONS			
REV	DESCRIPTION	DATE	APPROVED
E	ECN 6492: CHANGED NOTE TO "TDG1026KS-C5E" WITHOUT PKG. UPD LOGO	10/29/12	D. DESJARDIN



NOTES:

MATERIAL:

FLANGED ADAPTOR: ZINC ALLOY
HARDWARE: STAINLESS STEEL.

FINISH:


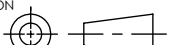
FLANGED ADAPTOR: NICKEL PLATE.

MISCELLANEOUS:

VOLTAGE RATING: 36V

PACKAGING:

KITS SHALL BE INDIVIDUALLY PACKAGED IN ACCORDANCE WITH L-COM PACKAGING SPECIFICATION PS-0031.

UNLESS OTHERWISE SPECIFIED, DIMENSIONS ARE IN INCHES [mm] OVERALL CABLE LENGTH TOLERANCE: ≤12 [305] = +1 [25] / -0 >12 [305] ≤60 [1524] = +2 [51] / -0 >60 [1524] ≤120 [3048] = +4 [102] / -0 >120 [3048] ≤300 [7620] = +6 [152] / -0 >300 [7620] = +5% / -0% ALL OTHER DIMENSIONAL TOLERANCES: .X = ±.2 .XX = ±.02 .XXX = ±.005	APPROVALS	DATE	 45 BEECHWOOD DRIVE NORTH ANDOVER, MA 01845	
	DRAWN BY D. PARHAM	4/8/2004		CATEGORY TELECOM / MODULAR
	CHECKED BY T. CLARK	4/13/2004		
	APPROVED BY C. McCORMICK	4/13/2004		
	CONFIGURATION DETAILS OF UNDIMENSIONED FEATURES MAY VARY		PRODUCT DESCRIPTION CAT 5E SHLD RJ45 PNL CPLR KIT	
	COLOR VARIATIONS MAY OCCUR		SIZE A	
			FSCM NO. 43321	
			DWG. NO. ECF504-SC5E	
		SCALE: NONE	CAD FILE: ECF504-SC5E.SLDDRW	
		REV: E		
		SHEET 1 OF 1		

Mouser Electronics

Authorized Distributor

Click to View Pricing, Inventory, Delivery & Lifecycle Information:

[infinite Electronics:](#)

[ECF504-SC5E](#)