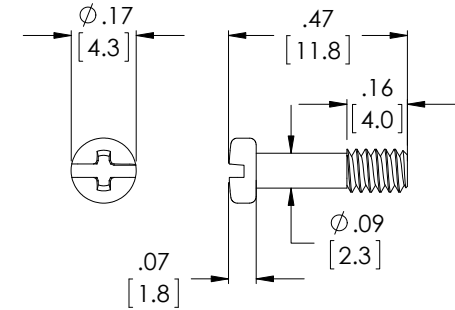
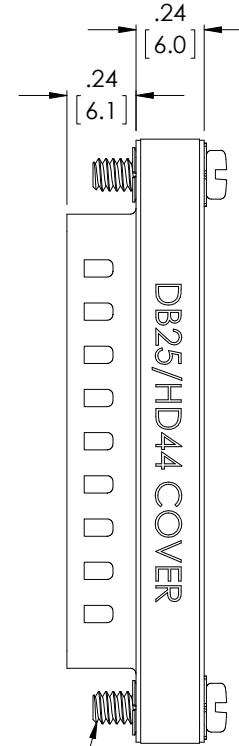
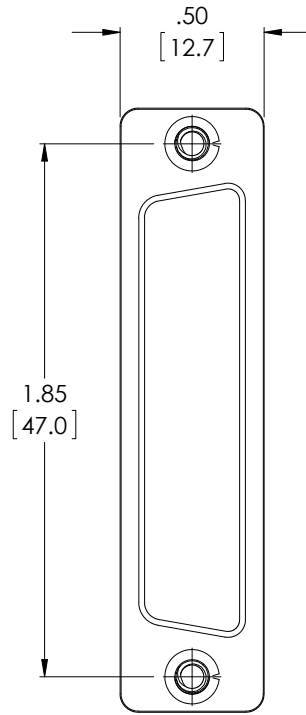
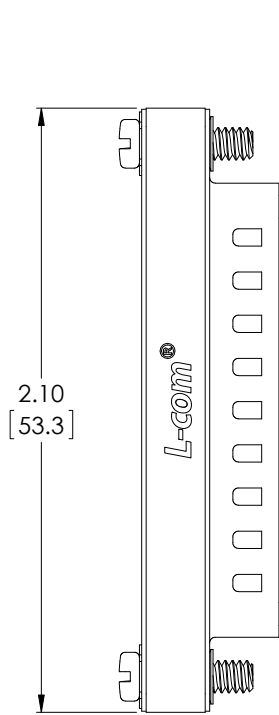


THE INFORMATION CONTAINED IN THIS DRAWING IS THE SOLE
PROPERTY OF L-COM, INC. ANY REPRODUCTION IN PART OR WHOLE
WITHOUT THE WRITTEN PERMISSION OF L-COM, INC. IS PROHIBITED.

REVISIONS			
REV	DESCRIPTION	DATE	APPROVED
A	DRAWING REPLACES DML019S-OD1	9/30/14	D. DESJARDIN



2X 4-40 UNC-2A SCREW

NOTES:

MATERIALS:

SHELL: NICKEL PLATED, COLD ROLLED STEEL
COVER: NICKEL PLATED, COLD ROLLED STEEL
INSULATOR: PBT GLASS FIBER REINFORCED UL94-V0, BLACK

APPLICATION:

COVER FITS STANDARD 25-CONTACT OR HIGH DENSITY
44-CONTACT FEMALE D-SUBMINIATURE RECEPTACLE.

LABELING:

PANTONE 2945 BLUE. "L-COM" FONT MyriaMM ITALIC.
"DB25/HD44 COVER" FONT ARIAL BOLD, TEXT HEIGHTS; .085"
TEXT COLOR; WHITE.

MISCELLANEOUS:

COMPONENT SHALL BE INDIVIDUALLY PACKAGED IN
ACCORDANCE WITH L-COM SPECIFICATION PS-0031.

REGULATORY COMPLIANCE:

CE2011/65/EU (RoHS DIRECTIVE)

UNLESS OTHERWISE SPECIFIED, DIMENSIONS ARE IN INCHES [mm] OVERALL CABLE LENGTH TOLERANCE: ≤12 [305] = +1 [25] / -0 >12 [305] ≤60 [1524] = +2 [51] / -0 >60 [1524] ≤120 [3048] = +4 [102] / -0 >120 [3048] ≤300 [7620] = +6 [152] / -0 >300 [7620] = +5% / -0% ALL OTHER DIMENSIONAL TOLERANCES: .X = ±.2 [5.08] .XX = ±.02 [5.1] .XXX = ±.005 [1.3] PROJECTION 	APPROVALS	DATE	 45 BEECHWOOD DRIVE NORTH ANDOVER, MA 01845	
	DRAWN BY P. LECLAIR	10/01/02		
	CHECKED BY C. MCCORMICK	10/01/02	CATEGORY D-SUBMINIATURE	
	APPROVED BY R. CARRICK	10/01/02	PRODUCT DESCRIPTION DB25 CONNECTOR SHIELD	
CONFIGURATION DETAILS OF UNDIMENSIONED FEATURES MAY VARY		SIZE A	FSCM NO. 43321	DWG. NO. DML019S
COLOR VARIATIONS MAY OCCUR		SCALE: NONE	CAD FILE: DML019S.SLDDRW	REV. A
		SHEET 1 OF 1		

Mouser Electronics

Authorized Distributor

Click to View Pricing, Inventory, Delivery & Lifecycle Information:

[infinite Electronics:](#)

[DML019S](#)