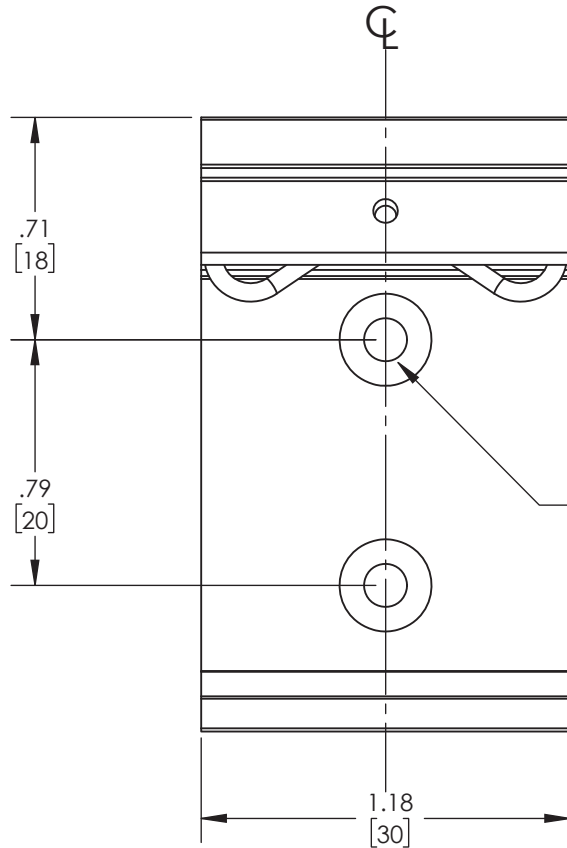
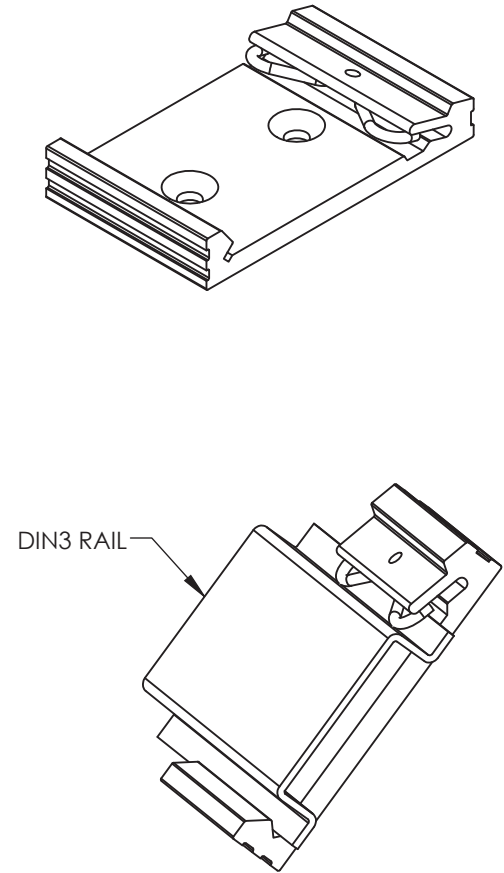
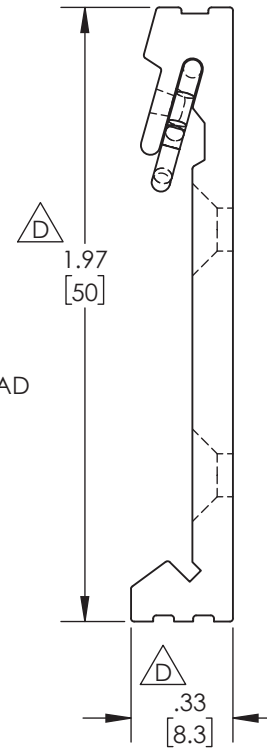


THE INFORMATION CONTAINED IN THIS DRAWING IS THE SOLE  
PROPERTY OF L-COM, INC.. ANY REPRODUCTION IN PART OR WHOLE  
WITHOUT THE WRITTEN PERMISSION OF L-COM, INC. IS PROHIBITED.

REVISIONS			
REV	DESCRIPTION	DATE	APPROVED
A	INITIAL RELEASE	07/11/11	B.PUCHASKI
B	CHANGED FINISH BLACK PWDCOAT TO SILVER SB OX (ECN#5662)	08/11/11	B.PUCHASKI
C	ECN 8362 CHANGE THREAD M3 X .05 TO M3 X .5	06/16/16	B.PUCHASKI
D	ECN 9550: REVISED MODEL and DIM. AS PER 1AY06-082 DRAWING SPEC	01/28/2019	D.REBECK



DRILL THRU AND  
CS FOR 90° M3 X .5 FLAT HEAD  
MACHINE SCREW  
(2X)



DIN3 RAIL

#### NOTES:

MATERIAL: ALUMINUM EXTRUSION  
FINISH: SILVER SAND BLASTING OXIDATION

#### PACKAGING:

COMPONENT SHALL BE PACKAGED IN ACCORDANCE  
WITH L-COM SPEC PKG-00012.

- ALL DIMENSIONS FOR REFERENCE ONLY -

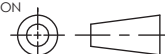
UNLESS OTHERWISE SPECIFIED,  
DIMENSIONS ARE IN INCHES [mm]

DIMENSIONAL TOLERANCES:

.X = ±.1 [2.54]  
.XX = ±.01 [.25]  
.XXX = ±.005 [.13]

ANGULAR TOLERANCES:  
ALL = ± 1°

PROJECTION



#### APPROVALS

DRAWN BY  
B.PUCHASKI  
CHECKED BY  
P.PESA  
APPROVED BY  
P.PESA

#### DATE

05/10/11  
05/10/11  
05/10/11

CONFIGURATION DETAILS OF  
UNDIMENSIONED FEATURES  
MAY VARY

COLOR VARIATIONS  
MAY OCCUR



50 HIGH STREET  
NORTH ANDOVER, MA  
01845

#### CATEGORY

LIGHTNING PROTECTORS

#### PRODUCT DESCRIPTION

DIN3 RAIL MOUNT CLIP 30

SIZE  
**A**

FSCM NO.  
**43321**

DWG. NO.  
**DIN-MNT30**

REV.  
**D**

SCALE: NONE

CAD FILE: DIN-MNT30.SLDDRW

SHEET 1 OF 1

# Mouser Electronics

Authorized Distributor

Click to View Pricing, Inventory, Delivery & Lifecycle Information:

[L-Com:](#)

[DIN-MNT30](#)