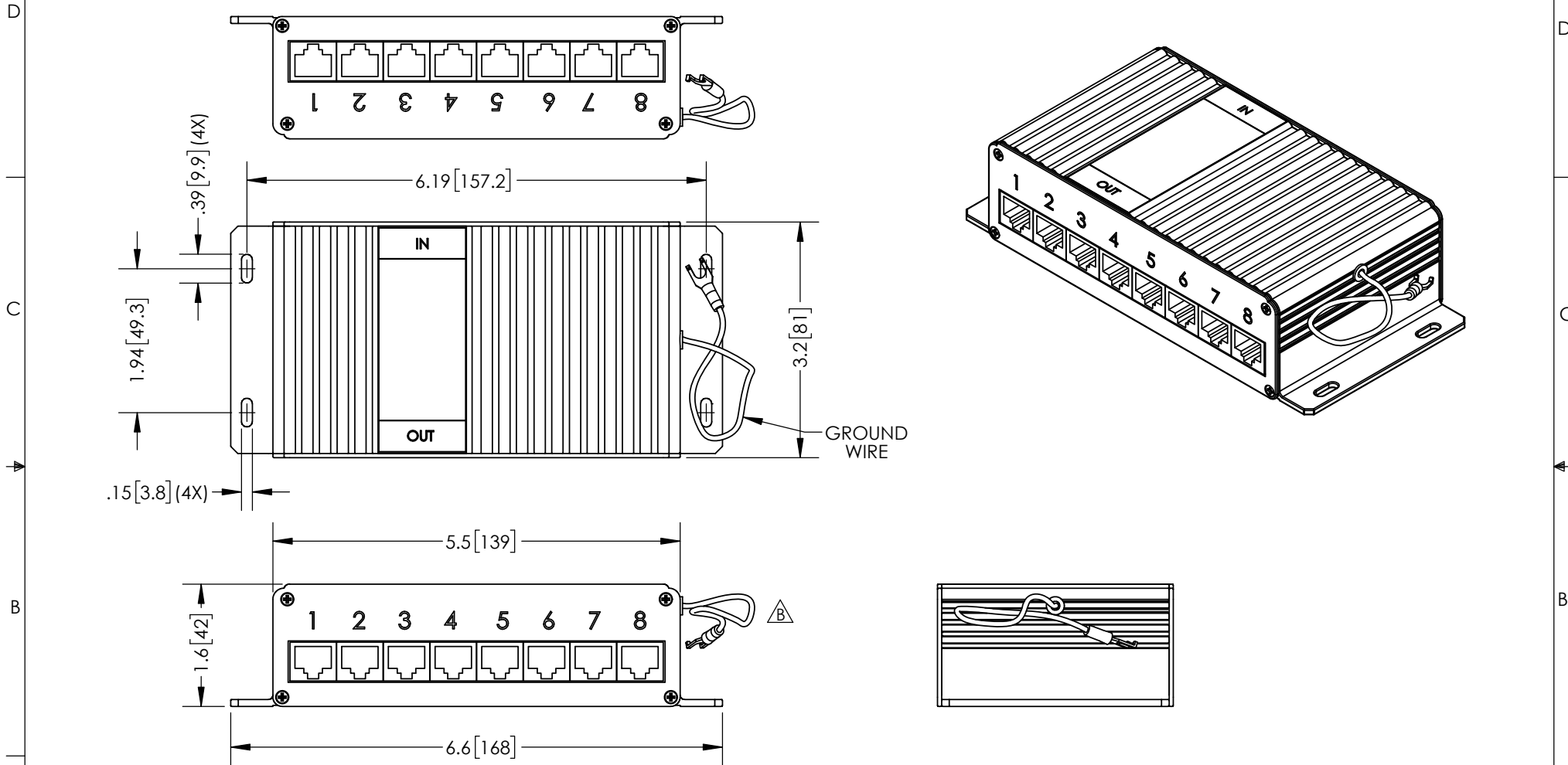


THE INFORMATION CONTAINED IN THIS DRAWING IS THE SOLE PROPERTY OF L-COM, INC. ANY REPRODUCTION IN PART OR WHOLE WITHOUT THE WRITTEN PERMISSION OF L-COM, INC. IS PROHIBITED.



REVISIONS			
REV	DESCRIPTION	DATE	APPROVED
A	INITIAL RELEASE	11/06/13	D.GRIFFIN
B	ECN 9233 MOVED HOLE IN BODY FOR GROUND WIRE UP .390	06/06/18	B.PUCHASKI



NOTES:
PACKAGING:
COMPONENT SHALL BE PACKAGED IN ACCORDANCE
WITH L-COM SPEC PKG-00012

- ALL DIMENSIONS FOR REFERENCE ONLY -

REGULATORY COMPLIANCE:
CE2011/65/EU(RoHS DIRECTIVE)

UNLESS OTHERWISE SPECIFIED, DIMENSIONS ARE IN INCHES [mm] OVERALL CABLE LENGTH TOLERANCE: ≤12 [305] = +1 [25] / -0 >12 [305] ≤60 [1524] = +2 [51] / -0 >60 [1524] ≤120 [3048] = +4 [102] / -0 >120 [3048] ≤300 [7620] = +6 [152] / -0 >300 [7620] = +5% / -0% ALL OTHER DIMENSIONAL TOLERANCES: X = ±.2 [5.08] XX = ±.02 [51] XXX = ±.005 [13] PROJECTION 	APPROVALS		DATE		 50 HIGH STREET NORTH ANDOVER, MA 01845			
	DRAWN BY B.PUCHASKI		11/06/13					CATEGORY LIGHTNING PROTECTOR
	CHECKED BY K.BURGNER		11/06/13					
	APPROVED BY P.PESA		11/06/13					
CONFIGURATION DETAILS OF UNDIMENSIONED FEATURES MAY VARY		PRODUCT DESCRIPTION 8 PORT CAT5 LIGHTNING PROTECTOR INDOR RJ45						
COLOR VARIATIONS MAY OCCUR		SIZE A	FSCM NO. 43321	DWG. NO. CMSP-CAT5-8			REV. B	
		SCALE: NONE		CAD FILE: CMSP-CAT5-8.SLDDRW			SHEET 1 OF 1	

Mouser Electronics

Authorized Distributor

Click to View Pricing, Inventory, Delivery & Lifecycle Information:

[infinite Electronics:](#)

[CMSP-CAT5-8](#)