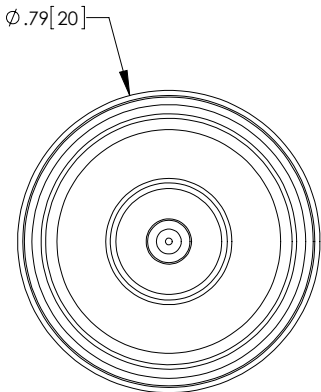
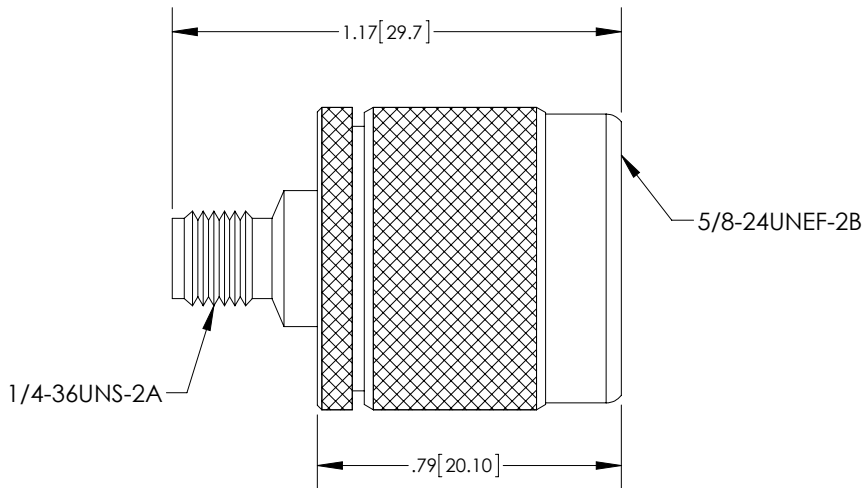
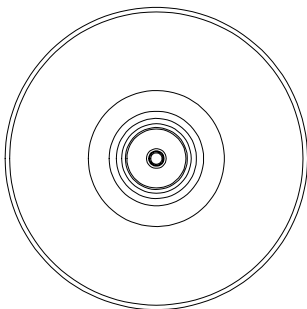
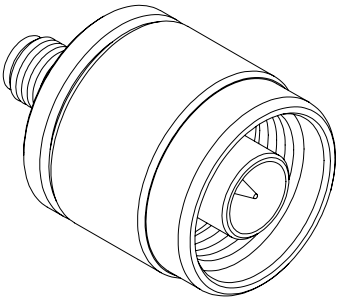


THE INFORMATION CONTAINED IN THIS DRAWING IS THE SOLE PROPERTY OF L-COM, INC. ANY REPRODUCTION IN PART OR WHOLE WITHOUT THE WRITTEN PERMISSION OF L-COM, INC. IS PROHIBITED.

REVISIONS			
REV	DESCRIPTION	DATE	APPROVED
A	INITIAL RELEASE	01/29/13	D.GRIFFIN
-	-	-	-
-	-	-	-

DESCRIPTION	MATERIAL	FINISH
BODY	BRASS	NICKEL
PIN	BRASS	GOLD
DIELECTRIC	PTFE	-
GASKET	RUBBER	-



NOTES:

ELECTRICAL:
IMPEDANCE: 50 OHMS
WITHSTAND VOLTAGE: 1000V
FREQUENCY RANGE: 0~6 GHz
VOLTAGE RATING: 500V PEAK
INSERTION LOSS: .15 dB MAX

MISCELLANEOUS:
COMPONENTS SHALL BE INDIVIDUALLY PACKAGED IN ACCORDANCE WITH L-COM SPECIFICATIONS PS-0031.

ALL DIMENSIONS ARE FOR REFERENCE ONLY.

RoHS Compliant ✓

UNLESS OTHERWISE SPECIFIED, DIMENSIONS ARE IN INCHES [mm] DIMENSIONAL TOLERANCES: .X = ±.1 .XX = ±.01 .XXX = ±.005 ANGULAR TOLERANCES: ALL = ± 1° PROJECTION 	APPROVALS	DATE	 45 BEECHWOOD DRIVE NORTH ANDOVER, MA 01845	
	DRAWN BY B.PUCHASKI	01/29/13		
	CHECKED BY K.BURGNER	01/29/13	CATEGORY COAXIAL	
	APPROVED BY K.BURGNER	01/29/13	PRODUCT DESCRIPTION N MALE TO SMA FEMALE ADAPTER	
CONFIGURATION DETAILS OF UNDIMENSIONED FEATURES MAY VARY		SIZE A	FSCM NO. 43321	DWG. NO. AXA-NMSF
COLOR VARIATIONS MAY OCCUR		SCALE: NONE	CAD FILE: AXA-NMSF.SLDDRW	REV. A
		SHEET 1 OF 1		

Mouser Electronics

Authorized Distributor

Click to View Pricing, Inventory, Delivery & Lifecycle Information:

[infinite Electronics:](#)

[AXA-NMSF](#)