



## 75 Ohm N Male to N Male Adapter

### RF Adapters Technical Data Sheet

PE9308

#### Configuration

- N Male Connector 1
- N Male Connector 2
- 75 Ohms
- Straight Body Geometry

#### Features

- Typical VSWR of 1.3:1 up to 1.5 GHz
- Gold Plated Brass Contact

#### Applications

- General Purpose Test

#### Description

Pasternack's PE9308 75 ohm type N male to type N male adapter is part of our full line of RF components available for same-day shipping. PE9308 type N male to type N male adapter operates to 1.5 GHz.

RF adapters are often used to enable connections between two connector types that would otherwise not mate. Certain adapter configurations can also be used to protect connectors on expensive equipment where the number of connect/disconnect cycles is high. An RF, microwave or millimeter wave adapter is connected to the equipment, and the commonly changed connection is made with the adapter which can be easily replaced when it wears out after high usage; such adapters are referred to as connector savers. Pasternack also offers bulkhead, panel mount, hermetically sealed, reverse polarity, and isolated ground adapter varieties to serve all of your RF, microwave and millimeter wave needs.

#### Electrical Specifications

Description	Minimum	Typical	Maximum	Units
Frequency Range	DC		1.5	GHz
VSWR		1.3:1		

Electrical Specification Notes:  
Values at 25°C, sea level.

#### Mechanical Specifications

<b>Size</b>	
Length	1.606 in [40.79 mm]
Width	0.827 in [21.01 mm]
Weight	0.144 lbs [65.32 g]

Description	Connector 1	Connector 2
Type	N Male	N Male
Polarity	Standard	Standard

Click the following link (or enter part number in "SEARCH" on website) to obtain additional part information including price, inventory and certifications: [75 Ohm N Male to N Male Adapter PE9308](#)



## 75 Ohm N Male to N Male Adapter

### RF Adapters Technical Data Sheet

PE9308

#### Material Specifications

Description	Connector 1		Connector 2	
	Material	Plating	Material	Plating
Type	N Male		N Male	
Contact	Brass	Gold	Brass	Gold
Insulation	PTFE		PTFE	
Body	Brass	Nickel	Brass	Nickel
Gasket	Silicone Rubber		Silicone Rubber	
Coupling Nut	Brass	Nickel	Brass	Nickel

#### Environmental Specifications

##### Temperature

Operating Range

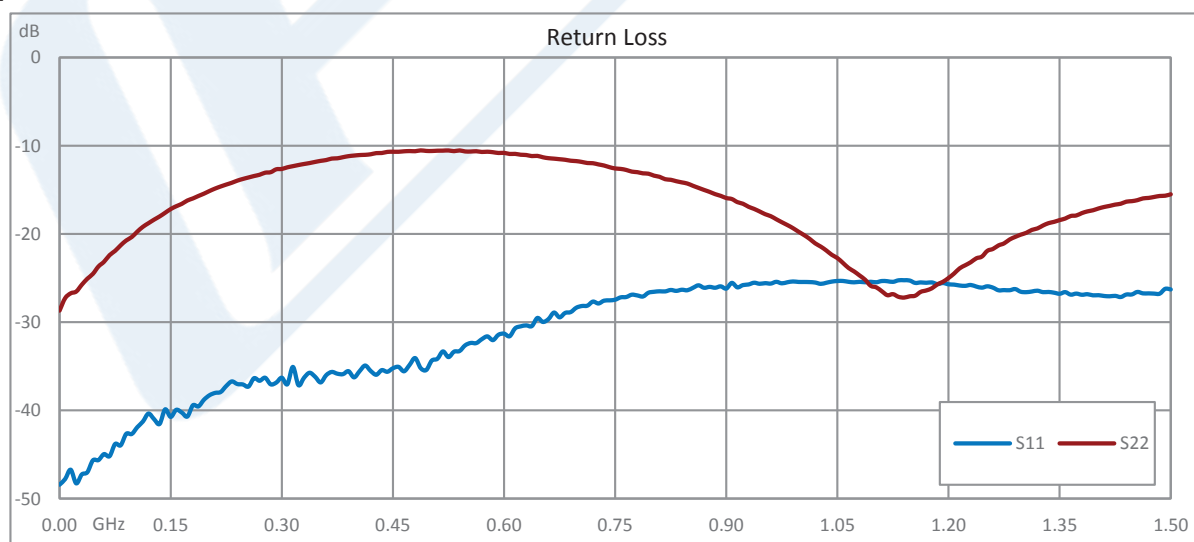
-65 to +165 deg C

**Compliance Certifications** (see [product page](#) for current document)

#### Plotted and Other Data

Notes:

#### Typical Performance Data



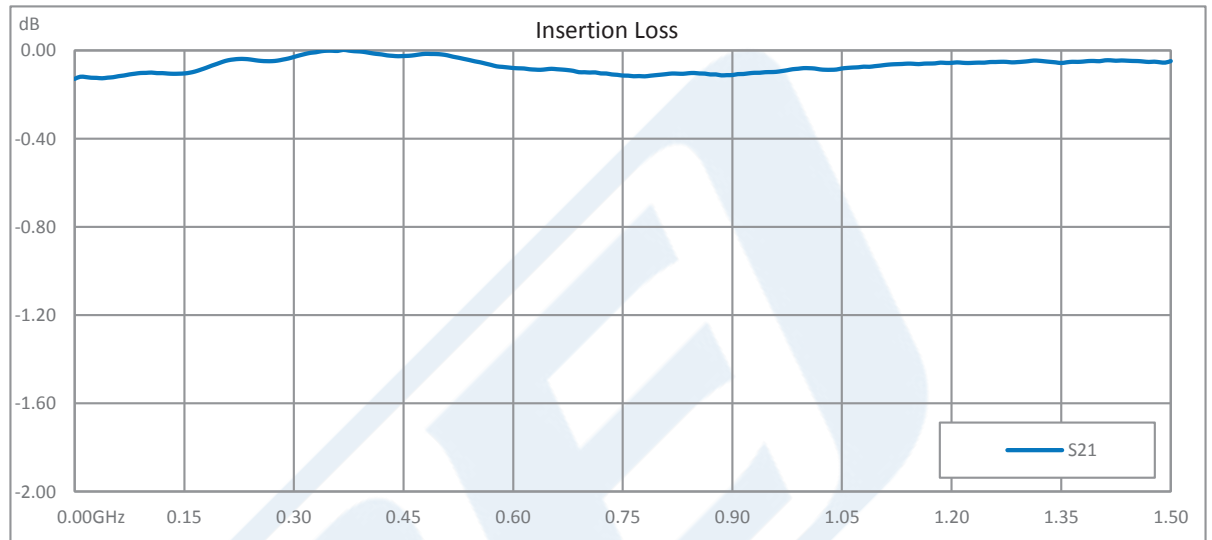
Click the following link (or enter part number in "SEARCH" on website) to obtain additional part information including price, inventory and certifications: [75 Ohm N Male to N Male Adapter PE9308](#)



## 75 Ohm N Male to N Male Adapter

### RF Adapters Technical Data Sheet

PE9308



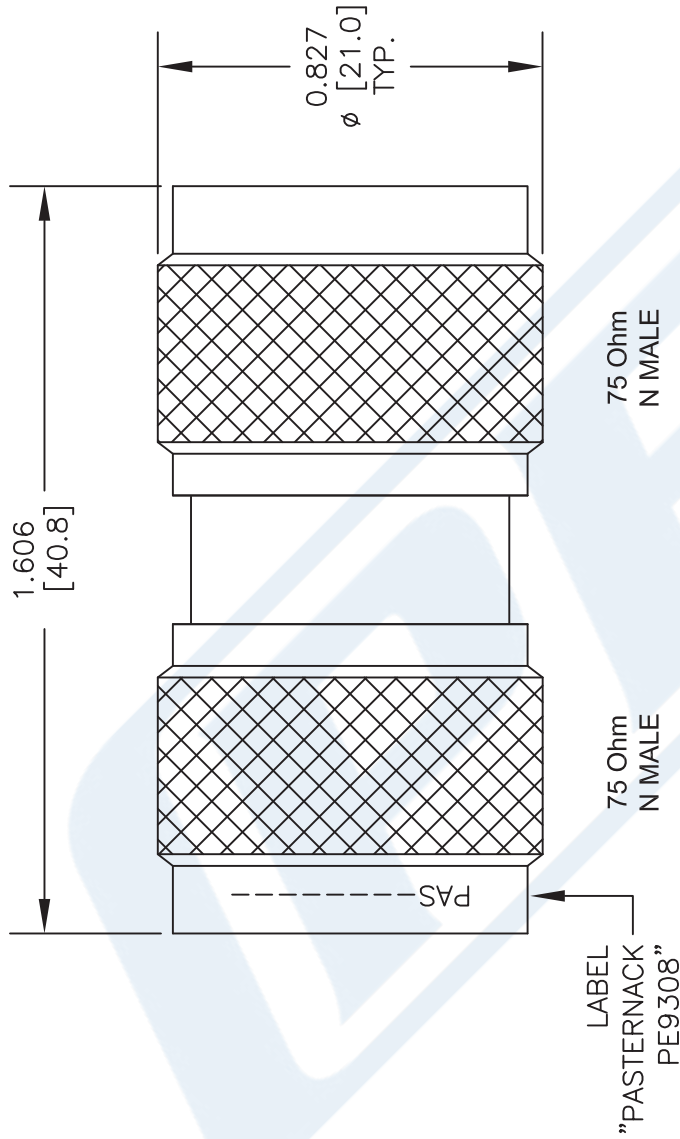
75 Ohm N Male to N Male Adapter from Pasternack Enterprises has same day shipment for domestic and International orders. Our RF, microwave and millimeter wave products maintain a 99% availability and are part of the broadest selection in the industry.

Click the following link (or enter part number in "SEARCH" on website) to obtain additional part information including price, inventory and certifications: [75 Ohm N Male to N Male Adapter PE9308](#)

URL: <https://www.pasternack.com/n-male-n-male-straight-adapter-pe9308-p.aspx>

The information contained in this document is accurate to the best of our knowledge and representative of the part described herein. It may be necessary to make modifications to the part and/or the documentation of the part, in order to implement improvements. Pasternack reserves the right to make such changes as required. Unless otherwise stated, all specifications are nominal. Pasternack does not make any representation or warranty regarding the suitability of the part described herein for any particular purpose, and Pasternack does not assume any liability arising out of the use of any part or documentation.

PE9308 CAD Drawing  
75 Ohm N Male to N Male Adapter



STANDARD TOLERANCES

.X ±0.2  
.XX ±0.1  
.XXX ±0.05

\*STANDARD TOLERANCES APPLY  
ONLY TO DIMENSIONS IN INCHES



Pasternack Enterprises, Inc.  
P.O. Box 16759 | Irvine | CA | 92623  
Phone: (949) 261-1920 | Fax: (949) 261-7451  
Website: [www.pasternack.com](http://www.pasternack.com) | E-Mail: [sales@pasternack.com](mailto:sales@pasternack.com)

DWG TITLE

PE9308

FSCM NO. 53919

CAD FILE 061316

SCALE N/A

SIZE A

2233

NOTES:  
1. UNLESS OTHERWISE SPECIFIED ALL DIMENSIONS ARE NOMINAL.  
2. ALL SPECIFICATIONS ARE SUBJECT TO CHANGE WITHOUT NOTICE AT ANY TIME.  
3. DIMENSIONS ARE IN INCHES [mm].

# Mouser Electronics

Authorized Distributor

Click to View Pricing, Inventory, Delivery & Lifecycle Information:

[Pasternack:](#)

[PE9308](#)