



2.92mm Male to 2.92mm Male Cable 48 Inch
Length Using PE-SR405FL Coax

RF Cable Assemblies Technical Data Sheet

PE3C1377-48

Configuration

- Connector 1: 2.92mm Male
- Connector 2: 2.92mm Male
- Cable Type: PE-SR405FL

Features

- Max Frequency 40 GHz
- 69.5% Phase Velocity

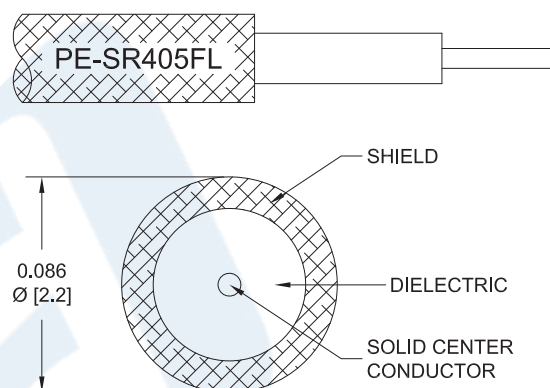
Applications

- General Purpose
- Laboratory Use

Description

Pasternack's PE3C1377-48 2.92mm male to 2.92mm male 48 inch cable using PE-SR405FL coax is part of our full line of RF components available for same-day shipping. Pasternack's formable RF cable assemblies provide an alternative to costly pre-formed semi-rigid assemblies since they are hand formable. This Pasternack 2.92mm to 2.92mm cable assembly has a male to male gender configuration with 50 ohm formable PE-SR405FL coax. The PE3C1377-48 2.92mm male to 2.92mm male cable assembly operates to 40 GHz.

Custom versions of most RF cable assemblies can be built and shipped same day. Custom cable assembly lengths can be obtained by specifying the desired length on the web site at time of order or by contacting a sales representative. Other available RF cable assembly value added services include connector orientation or clocking, heat shrink booting and custom labeling. RF testing can also be performed to document the electrical performance of your cable assembly.



Click the following link (or enter part number in "SEARCH" on website) to obtain additional part information including price, inventory and certifications: [2.92mm Male to 2.92mm Male Cable 48 Inch Length Using PE-SR405FL Coax PE3C1377-48](#)



2.92mm Male to 2.92mm Male Cable 48 Inch
Length Using PE-SR405FL Coax

RF Cable Assemblies Technical Data Sheet

PE3C1377-48

Electrical Specifications

Description	Minimum	Typical	Maximum	Units
Frequency Range	DC		40	GHz
VSWR			1.4:1	
Return Loss			-15.563	dB
Velocity of Propagation		69.5		%
Capacitance		29 [95.14]		pF/ft [pF/m]

Specifications by Frequency

Description	F1	F2	F3	F4	F5	Units
Frequency	1	5	10	20		GHz
Insertion Loss (Typ.)	1.1	2.4	3.56	5.56		dB

Mechanical Specifications

Cable Assembly

Length*	48 in [121.92 cm]
Diameter	0.312 in [7.92 mm]
Weight	0.077 lbs [34.93 g]

Cable

Cable Type	PE-SR405FL
Impedance	50 Ohms
Inner Conductor Type	Solid
Inner Conductor Material and Plating	Copper Clad Steel, Silver
Dielectric Type	PTFE
Number of Shields	1
Shield Layer 1	Tinned Copper Braid
Outer Conductor Diameter	0.086 in [2.18 mm]

Click the following link (or enter part number in "SEARCH" on website) to obtain additional part information including price, inventory and certifications: [2.92mm Male to 2.92mm Male Cable 48 Inch Length Using PE-SR405FL Coax PE3C1377-48](#)



2.92mm Male to 2.92mm Male Cable 48 Inch
Length Using PE-SR405FL Coax

RF Cable Assemblies Technical Data Sheet

PE3C1377-48

Connectors

Description	Connector 1	Connector 2
Type	2.92mm Male	2.92mm Male
Impedance	50 Ohms	50 Ohms
Contact Material and Plating	Beryllium Copper, Gold	Beryllium Copper
Contact Plating Specification	50μ in. minimum	50μ in. minimum
Dielectric Type	Ultem 1000	Ultem 1000
Body Material and Plating	Passivated Stainless Steel	Passivated Stainless Steel
Body Plating Specification	SAE-AMS-2700	SAE-AMS-2700
Coupling Nut Material and Plating	Passivated Stainless Steel	Passivated Stainless Steel
Coupling Nut Plating Specification	SAE-AMS-2700	SAE-AMS-2700
Hex Size	5/16 Inch	5/16 Inch

Compliance Certifications (see [product page](#) for current document)

Plotted and Other Data

Notes:

Click the following link (or enter part number in "SEARCH" on website) to obtain additional part information including price, inventory and certifications: [2.92mm Male to 2.92mm Male Cable 48 Inch Length Using PE-SR405FL Coax PE3C1377-48](#)



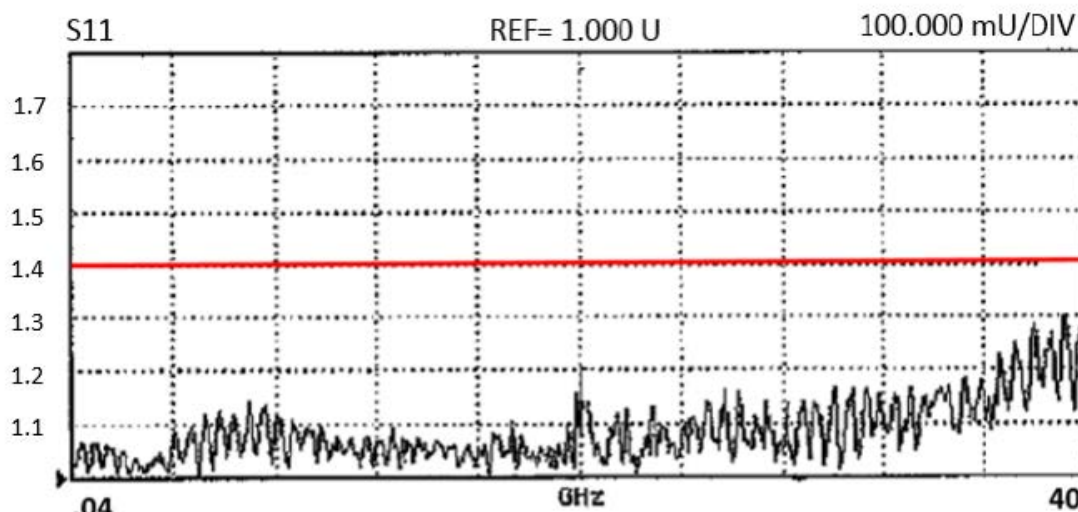
2.92mm Male to 2.92mm Male Cable 48 Inch
Length Using PE-SR405FL Coax

RF Cable Assemblies Technical Data Sheet

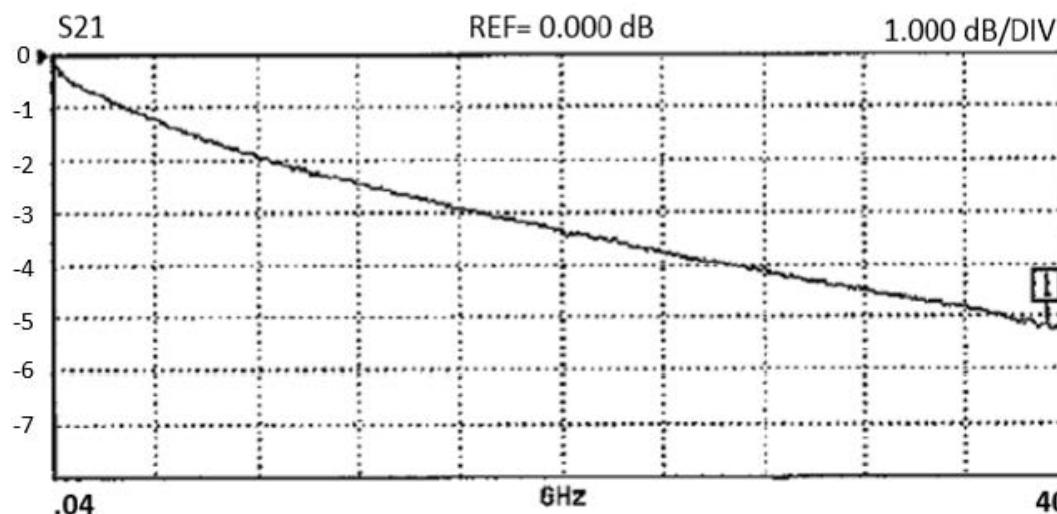
PE3C1377-48

Typical Performance Data

PE3C1377-36 VSWR



PE3C1377-36 Insertion Loss (dB)



Click the following link (or enter part number in "SEARCH" on website) to obtain additional part information including price, inventory and certifications: [2.92mm Male to 2.92mm Male Cable 48 Inch Length Using PE-SR405FL Coax PE3C1377-48](#)



2.92mm Male to 2.92mm Male Cable 48 Inch Length Using PE-SR405FL Coax

RF Cable Assemblies Technical Data Sheet

PE3C1377-48

How to Order

Part Number Configuration:

PE3C1377

- **xx**

uu

Unit of Measure:
cm = Centimeters
<blank> = Inches
Length
Base Number

Example: PE3C1377-12 = 12 inches long cable
PE3C1377-100cm = 100 cm long cable

2.92mm Male to 2.92mm Male Cable 48 Inch Length Using PE-SR405FL Coax from Pasternack Enterprises has same day shipment for domestic and International orders. Our RF, microwave and millimeter wave products maintain a 99.4% availability and are part of the broadest selection in the industry.

Click the following link (or enter part number in "SEARCH" on website) to obtain additional part information including price, inventory and certifications: [2.92mm Male to 2.92mm Male Cable 48 Inch Length Using PE-SR405FL Coax PE3C1377-48](https://www.pasternack.com/2.92mm-male-2.92mm-male-pe-sr405fl-cable-assembly-pe3c1377-48-p.aspx)

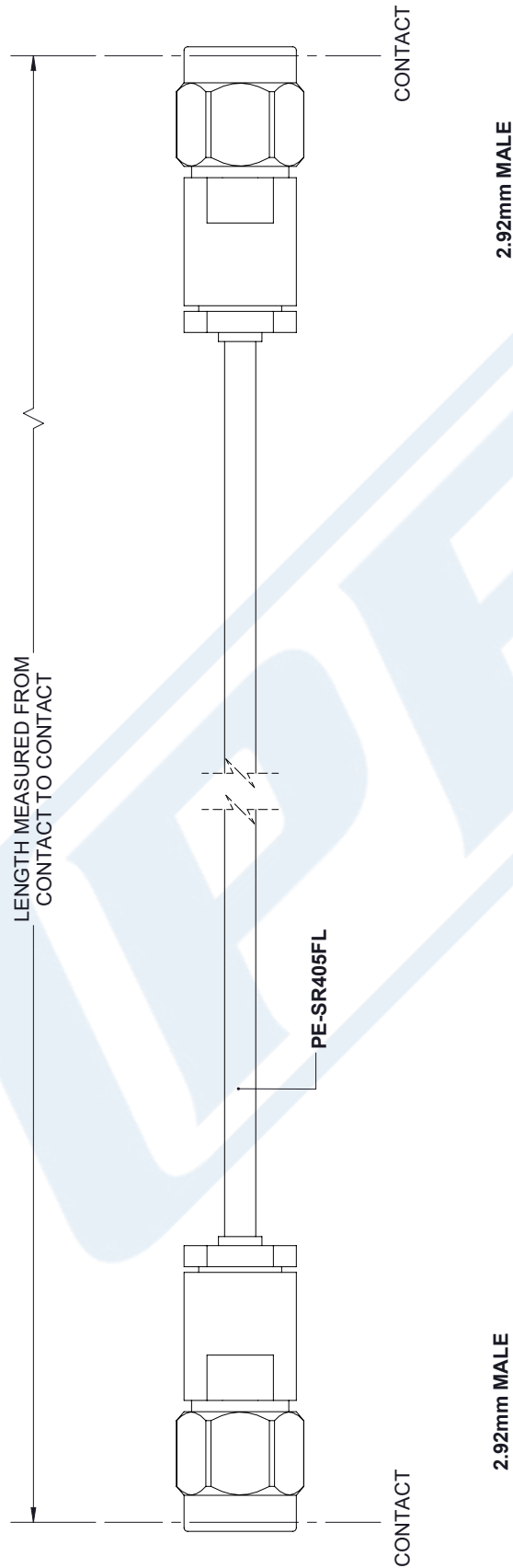
URL: <https://www.pasternack.com/2.92mm-male-2.92mm-male-pe-sr405fl-cable-assembly-pe3c1377-48-p.aspx>

The information contained in this document is accurate to the best of our knowledge and representative of the part described herein. It may be necessary to make modifications to the part and/or the documentation of the part, in order to implement improvements. Pasternack reserves the right to make such changes as required. Unless otherwise stated, all specifications are nominal. Pasternack does not make any representation or warranty regarding the suitability of the part described herein for any particular purpose, and Pasternack does not assume any liability arising out of the use of any part or documentation.

PE3C1377-48 CAD Drawing

2.92mm Male to 2.92mm Male Cable 48 Inch Length Using PE-SR405FL Coax

REVISIONS			
REV.	DESCRIPTION	DATE	APPROVED
A	PCR PE3C1377	3/16/2021	S.ELLIS



<p>THIRD-ANGLE PROJECTION</p> <p>THE INFORMATION AND DESIGN IN THIS DOCUMENT IS THE PROPERTY OF PASTERNAK CORPORATION. ALL RIGHTS RESERVED.</p>		<p>PE PASTERNAK an INFINITI® brand</p> <p>Pasternack Enterprises, Inc. P.O. Box 16759, Irvine, CA 92623. Phone: 1.949.261.1920 1.866.727.8376 Fax: 1.949.261.7451 Website: www.pasternack.com E-mail: sales@pasternack.com</p>													
<p>UNLESS OTHERWISE SPECIFIED LEADING DIMENSIONS ARE INCHES DIMENSIONS IN [] ARE MILLIMETERS</p> <p>TOLERANCES:</p> <table border="0"> <tr> <td>.X = ± .2</td><td>[.08]</td><td>FRACTIONS</td><td>± 1/32</td></tr> <tr> <td>.XX = ± .02</td><td>[.51]</td><td>ANGLES</td><td>± 1°</td></tr> <tr> <td>.XXX = ± .005</td><td>[.13]</td><td>CABLE LENGTH (L) TOLERANCES:</td><td></td></tr> </table> <p>L ≤ 12 [305] = +1 [25] / -0 12 [305] < L ≤ 60 [1524] = +2 [51] / -0 60 [1524] < L ≤ 120 [3048] = +4 [102] / -0 120 [3048] < L ≤ 300 [7620] = +6 [152] / -0 300 [7620] < L = +5% L / -0</p> <p>ALL DIMENSIONS SHOWN ARE FOR REFERENCE ONLY.</p>		.X = ± .2	[.08]	FRACTIONS	± 1/32	.XX = ± .02	[.51]	ANGLES	± 1°	.XXX = ± .005	[.13]	CABLE LENGTH (L) TOLERANCES:		<p>SHEET 1 OF 1</p> <p>SCALE N/A</p>	
.X = ± .2	[.08]	FRACTIONS	± 1/32												
.XX = ± .02	[.51]	ANGLES	± 1°												
.XXX = ± .005	[.13]	CABLE LENGTH (L) TOLERANCES:													
SIZE A	CAGE CODE 53919	DRAWN BY K.DANG	ITEM NO. PE3C1377												
REV			A												

THESE COMMODITIES, TECHNOLOGY OR SOFTWARE WERE EXPORTED FROM THE UNITED STATES IN ACCORDANCE WITH THE EXPORT ADMINISTRATION REGULATIONS. DIVERSION CONTRARY TO U.S. LAW PROHIBITED.

Mouser Electronics

Authorized Distributor

Click to View Pricing, Inventory, Delivery & Lifecycle Information:

[Pasternack:](#)

[PE3C1377-48](#)