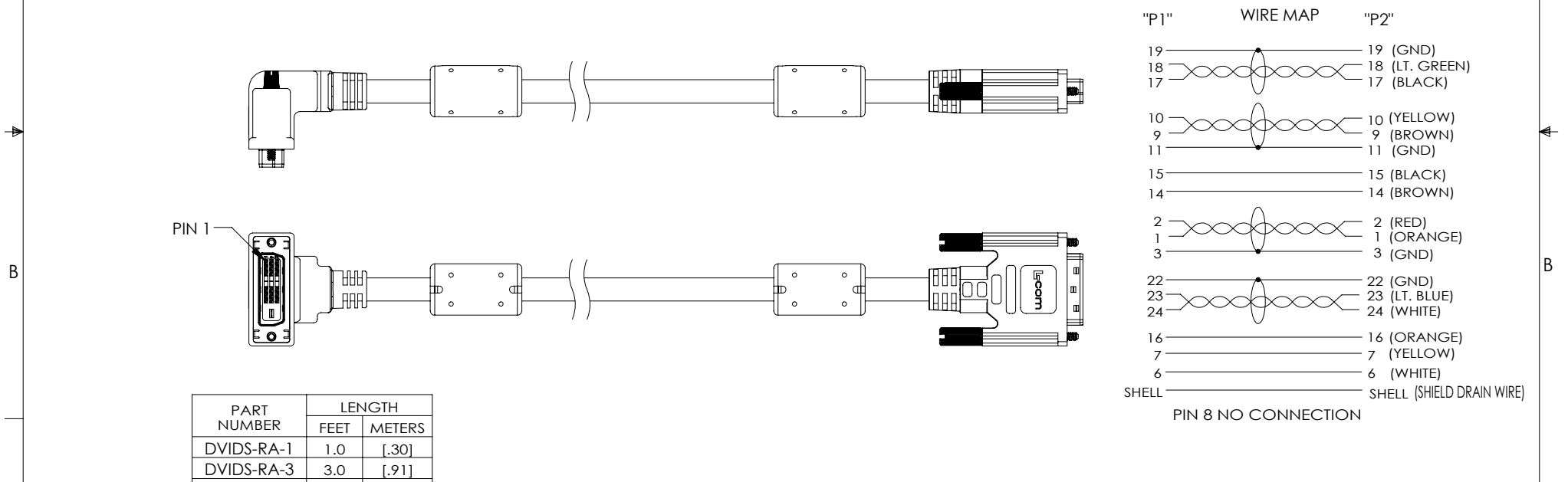
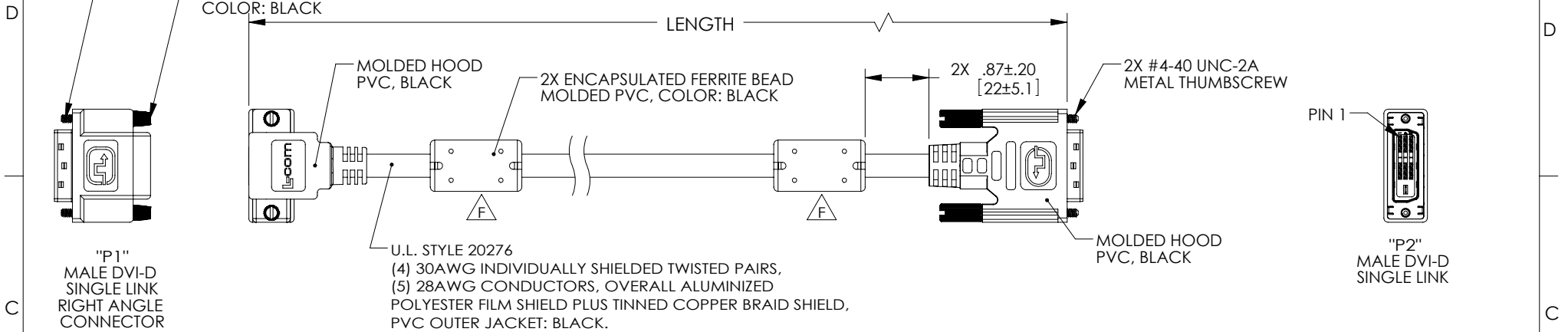


THE INFORMATION CONTAINED IN THIS DRAWING IS THE SOLE PROPERTY OF L-COM, INC.. ANY REPRODUCTION IN PART OR WHOLE WITHOUT THE WRITTEN PERMISSION OF L-COM, INC. IS PROHIBITED.

REVISIONS			
REV	DESCRIPTION	DATE	APPROVED
E	ECN 8257; CHANGE DVI ICON TO THE RIGHT ORIENTATION	2/18/2016	B.ZHANG
F	ECN 9038; CHANGE ENCAPSULATED FERRITE BEAD FROM MTN-228 TO MTN-286	01/03/2018	B.ZHANG


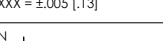


PART NUMBER	LENGTH	
	FEET	METERS
DVIDS-RA-1	1.0	[.30]
DVIDS-RA-3	3.0	[.91]
DVIDS-RA-5	5.0	[1.52]
DVIDS-RA-10	10.0	[3.05]
DVIDS-RA-15	15.0	[4.57]

NOTES:

1. CABLE ASSEMBLY TO BE TESTED FOR CONTINUITY
2. CABLE ASSEMBLY TO BE INDIVIDUALLY PACKAGED IN ACCORDANCE WITH L-COM SPEC. PS-0031.
3. DUST COVERS INSTALLED FOR SHIPPING (NOT SHOWN).

REGULATORY COMPLIANCE:
CE2011/65/EU(RoHS DIRECTIVE)

UNLESS OTHERWISE SPECIFIED, DIMENSIONS ARE IN INCHES [mm] OVERALL CABLE LENGTH TOLERANCE: ≤12 [305] = +1 [25] / -0 >12 [305] ≤60 [1524] = +2 [51] / -0 >60 [1524] ≤120 [3048] = +4 [102] / -0 >120 [3048] ≤300 [7620] = +6 [152] / -0 >300 [7620] = +5% / -0% ALL OTHER DIMENSIONAL TOLERANCES: .X = ±.2 [5.08] .XX = ±.02 [1.27] .XXX = ±.005 [0.127]	APPROVALS	DATE	 45 BEECHWOOD DRIVE NORTH ANDOVER, MA 01845			
	DRAWN BY D. CASTRO	2/22/11				
	CHECKED BY D. PARHAM	2/22/11	CATEGORY	AUDIO/VIDEO		
	APPROVED BY P. MCNEIL	2/22/11	PRODUCT DESCRIPTION			CBL DVI-D SL RA
PROJECTION 	CONFIGURATION DETAILS OF UNDIMENSIONED FEATURES MAY VARY		SIZE A	FSCM NO. 43321	DWG. NO. DVIDS-RA	
	REF		SCALE: NONE	CAD FILE: DVIDS-RA.SLDDRW	SHEET 1 OF 1	

Mouser Electronics

Authorized Distributor

Click to View Pricing, Inventory, Delivery & Lifecycle Information:

[infinite Electronics:](#)

[DVIDSLZ-45-1M](#)