

**SERIES:** SJ2-2597X-SMT | **DESCRIPTION:** AUDIO JACK**FEATURES**

- gold flash terminal plating
- multiple switch configurations
- low profile design
- reflow solder compatible

**PART NUMBER KEY****SJ2 - 2597 X X - SMT - TR**

Base Number

# Conductors:  
4 = 4Switch Options:  
A\* = no switch  
B = tip switch  
C\* = ring switch  
D\* = tip & ring switchPackage Style:  
SMT = surface mountPackaging:  
TR = Tape & Reel

Notes: \*Discontinued models SJ2-25974D-SMT-TR, SJ2-25974C-SMT-TR &amp; SJ2-25974A-SMT-TR

**SPECIFICATIONS**

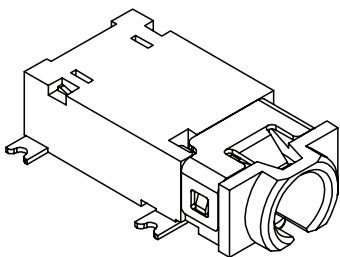
| parameter                       | conditions/description   | min | typ   | max      | units    |
|---------------------------------|--|-----|-------|----------|----------|
| rated input voltage             |  |     | 12    |          | Vdc      |
| rated input current             |  |     |       | 1        | A        |
| contact resistance <sup>1</sup> | between terminal and mating plug<br>between terminal in a closed circuit |     |       | 50<br>30 | mΩ<br>mΩ |
| insulation resistance           | at 500 Vdc   | 100 |       |          | MΩ       |
| voltage withstand               | for 1 minute   |     |       | 500      | Vac      |
| insertion/withdrawal force      |  | 0.3 |       | 3        | kg       |
| operating temperature           |  | -25 |       | 85       | °C       |
| life                            | at a rate of 24 cycles/minute  |     | 5,000 |          | cycles   |
| flammability rating             | UL94V-0  |     |       |          |          |
| RoHS                            | yes  |     |       |          |          |

Note: 1. When measured at a current of less than 100 mA/1 kHz  
2. All specifications measured at 10-35°C, humidity at 45-85%, under standard atmospheric pressure, unless otherwise noted.

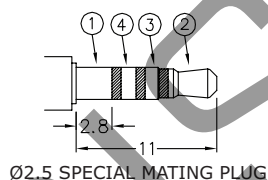
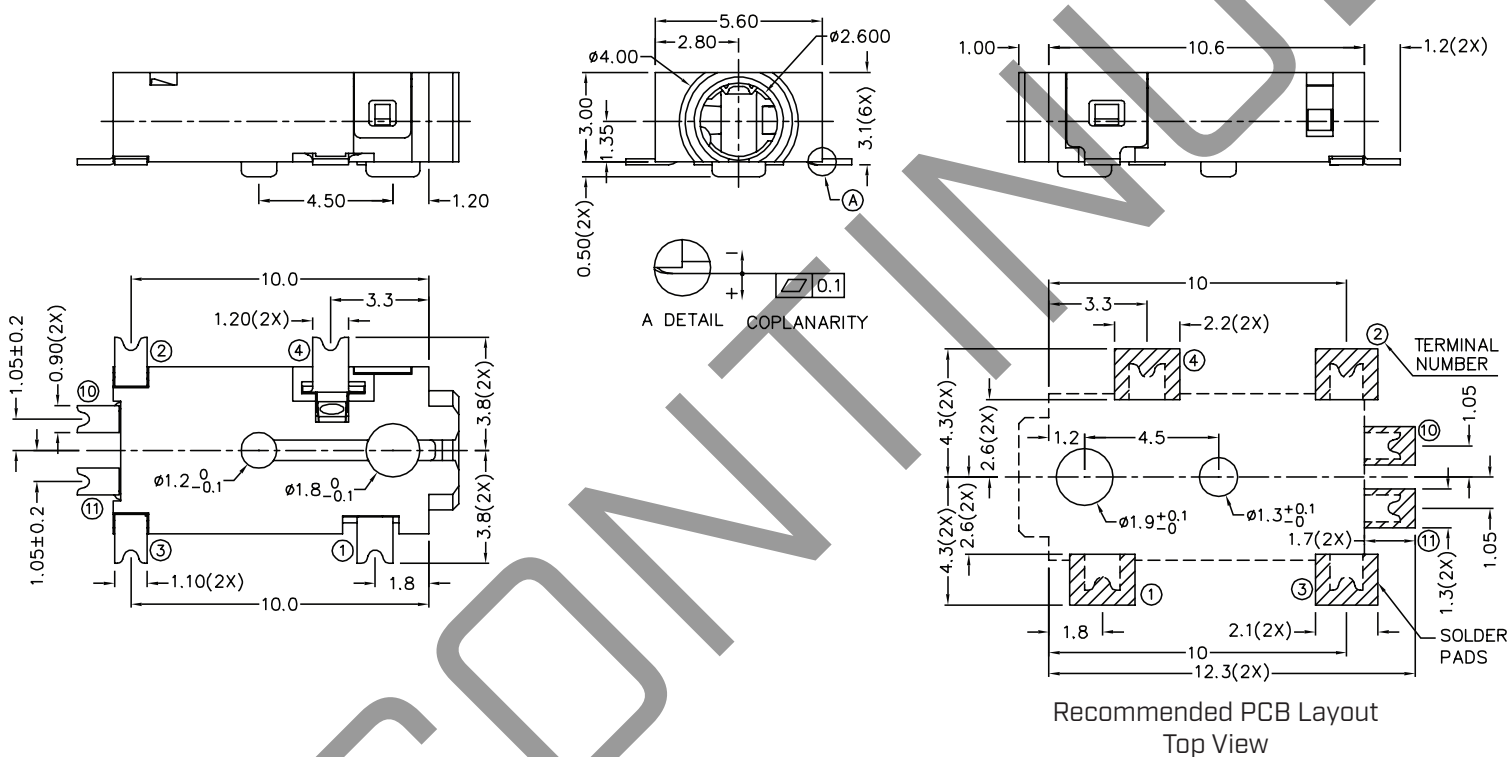


## MECHANICAL DRAWING

units: mm  
 tolerance:  
 X.X  $\pm 0.2$  mm  
 X.XX  $\pm 0.10$  mm  
 X.XXX  $\pm 0.050$  mm  
 PCB:  $\pm 0.05$  mm



|             | MATERIAL         | PLATING    |
|-------------|------------------|------------|
| terminal 1  | copper alloy     | gold flash |
| terminal 2  | beryllium copper | gold flash |
| terminal 3  | beryllium copper | gold flash |
| terminal 4  | copper alloy     | gold flash |
| terminal 10 | copper alloy     | gold flash |
| terminal 11 | copper alloy     | gold flash |
| plastic     | PA10T            |            |



| Model No. | SJ2-25974A-SMT | SJ2-25974B-SMT | SJ2-25974C-SMT | SJ2-25974D-SMT |
|-----------|----------------|----------------|----------------|----------------|
| Schematic |                |                |                |                |
| PIN       |                |                |                |                |
| 1         | sleeve         | sleeve         | sleeve         | sleeve         |
| 2         | tip            | tip            | tip            | tip            |
| 3         | ring 1         | ring 1         | ring 1         | ring 1         |
| 4         | ring 2         | ring 2         | ring 2         | ring 2         |
| 10        | NP             | tip switch     | NP             | tip switch     |
| 11        | NP             | NP             | ring 1 switch  | ring 1 switch  |

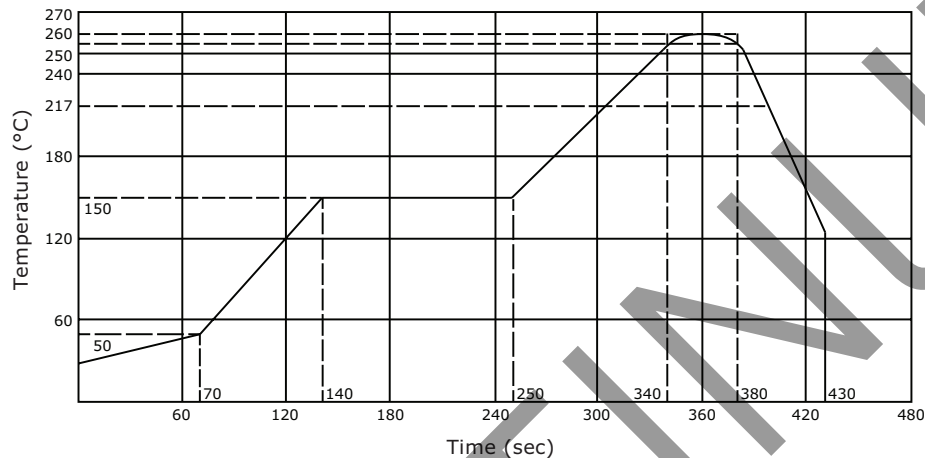


## SOLDERABILITY

| parameter                      | conditions/description   | min | typ | max | units |
|--------------------------------|--|-----|-----|-----|-------|
| reel storage                   | at relative humidity <80%  |     |     | 40  | °C    |
| reflow soldering <sup>1</sup>  | see reflow profile   | 255 | 260 | 265 | °C    |
| drying conditions <sup>2</sup> | parts in reel: bake at 40°C ±5°C for 72 hours<br>parts removed from reel: bake at 40°C ±5°C for 10 hours |     |     |     |       |

Note:

1. Must reflow solder within 72 hours from opening vacuum packaging at a temperature <30°C & relative humidity <60%.
2. When exceeding floor life by >72 hours.

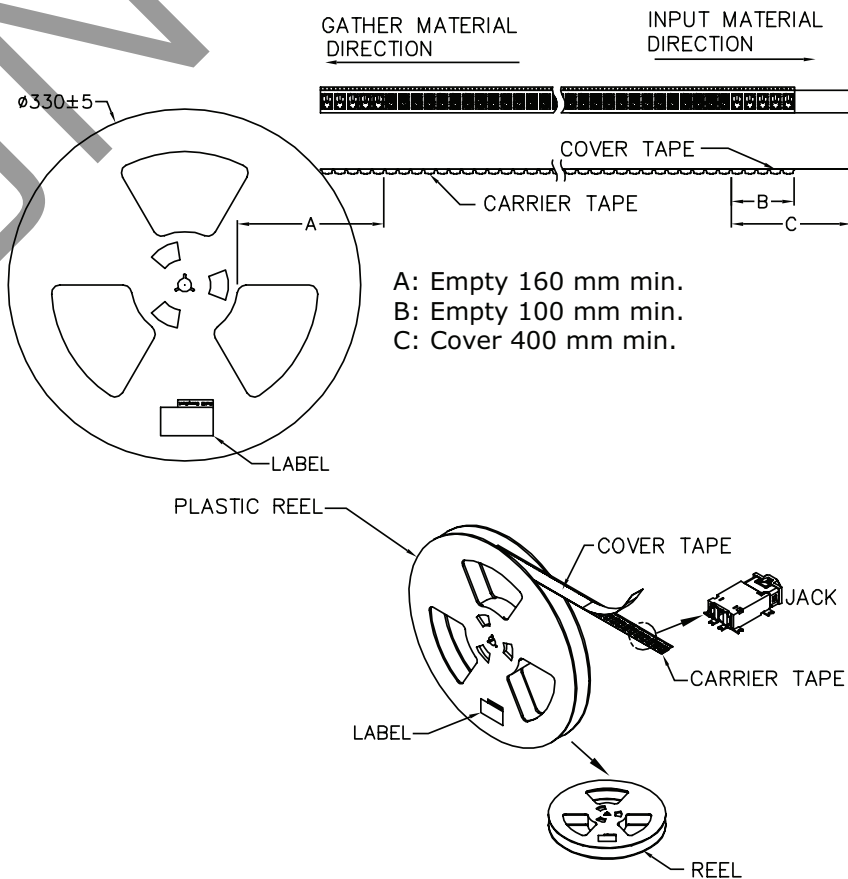
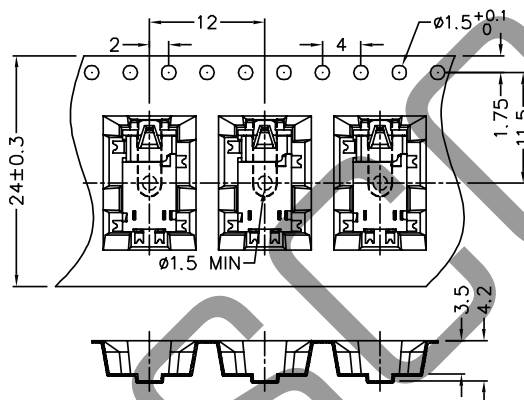


## PACKAGING

units: mm

Reel Size: Ø330 mm

Reel QTY: 1,250 pcs per reel





## REVISION HISTORY

| rev. | description  | date       |
|------|--|------------|
| 1.0  | initial release  | 12/07/2016 |
| 1.01 | added storage and drying conditions  | 06/07/2017 |
| 1.02 | brand update   | 10/07/2019 |
| 1.03 | discontinued models SJ2-25974D-SMT-TR, SJ2-25974C-SMT-TR & SJ2-25974A-SMT-TR; logo, datasheet style update | 08/18/2022 |

The revision history provided is for informational purposes only and is believed to be accurate.



# Mouser Electronics

Authorized Distributor

Click to View Pricing, Inventory, Delivery & Lifecycle Information:

[Same Sky:](#)

[SJ2-25974C-SMT-TR](#) [SJ2-25974D-SMT-TR](#) [SJ2-25974A-SMT-TR](#) [SJ2-25974B-SMT-TR](#)