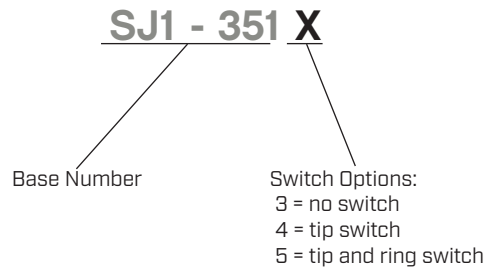


**SERIES:** SJ1-351X | **DESCRIPTION:** AUDIO JACK**FEATURES**

- low profile design
- threaded with nut
- switch options include:
 - no switch
 - tip switch
 - tip and ring switch

**PART NUMBER KEY****SPECIFICATIONS**

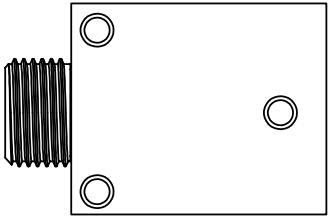
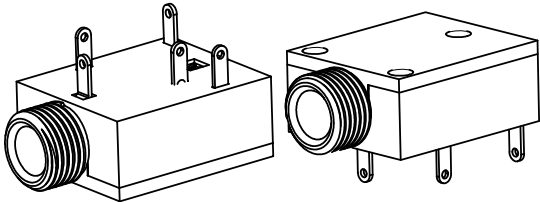
parameter	conditions/description	min	typ	max	units
rated input voltage			12		Vdc
rated input current				1	A
contact resistance	between terminal and mating plug between terminal in a closed circuit			50 30	mΩ mΩ
insulation resistance	at 500 Vdc	100			MΩ
voltage withstand	for 1 minute			500	Vac
insertion/withdrawal force		0.3		3	kg
operating temperature		-25		85	°C
life			5,000		cycles
flammability rating	UL94V-0				
RoHS	yes				

SOLDERABILITY

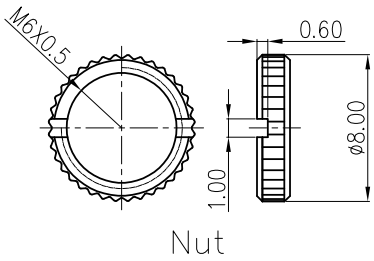
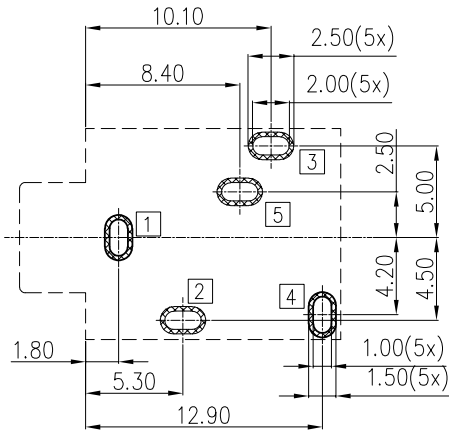
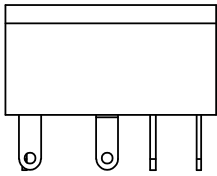
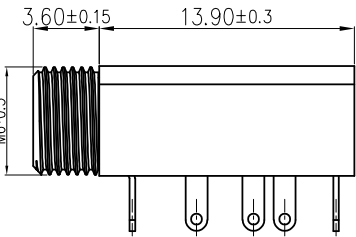
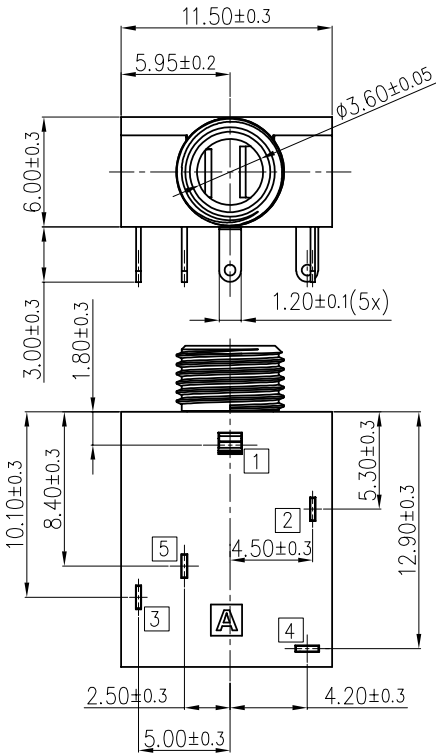
parameter	conditions/description	min	typ	max	units
wave soldering	dipped in solder pot for 5 ±0.5 seconds	255	260	265	°C

MECHANICAL DRAWING

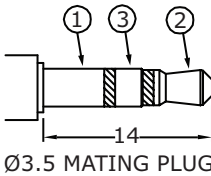
units: mm
tolerance:
X.X ±0.50 mm
X.XX ±0.30 mm
X.XXX ±0.15mm
PCB: ±0.05 mm
unless otherwise specified



DESCRIPTION	MATERIAL	PLATING/COLOR
terminal 1	brass t=0.3	silver over nickel
terminal 2	copper alloy t=0.25	silver over nickel
terminal 3	copper alloy t=0.25	silver over nickel
terminal 4	brass t=0.3	silver over nickel
terminal 5	brass t=0.3	silver over nickel
bushing	brass	nickel
cover	PBT [UL94V-0]	black
housing	PBT [UL94V-0]	black
nut	brass	nickel



Recommended PCB Layout
Top View



Model No.	SJ1-3513	SJ1-3514	SJ1-3515
Schematic			
PIN			
1	sleeve	sleeve	sleeve
2	tip	tip	tip
3	ring	ring	ring
4	NP	tip switch	tip switch
5	NP	NP	ring switch

REVISION HISTORY

rev.	description	date
1.0	initial release	09/09/2006
1.01	new template applied	09/10/2011
1.02	nut drawing added	01/25/2012
1.03	changed top cover to PBT	04/19/2017
1.04	changed terminal plating to silver	02/12/2019
1.05	brand update	10/09/2019
1.06	product reengineered for improved manufacturability and production yield, see PCN for details	06/30/2023
1.07	product reengineered for improved manufacturability and production yield, see PCN for details	07/19/2024
1.08	CUI Devices rebranded to Same Sky	09/12/2024

The revision history provided is for informational purposes only and is believed to be accurate.



Same Sky offers a one (1) year limited warranty. Complete warranty information is listed on our website.

Same Sky reserves the right to make changes to the product at any time without notice. Information provided by Same Sky is believed to be accurate and reliable. However, no responsibility is assumed by Same Sky for its use, nor for any infringements of patents or other rights of third parties which may result from its use.

Same Sky products are not authorized or warranted for use as critical components in equipment that requires an extremely high level of reliability. A critical component is any component of a life support device or system whose failure to perform can be reasonably expected to cause the failure of the life support device or system, or to affect its safety or effectiveness.

[sameskydevices.com](https://www.sameskydevices.com)

Mouser Electronics

Authorized Distributor

Click to View Pricing, Inventory, Delivery & Lifecycle Information:

[Same Sky:](#)

[SJ1-3513](#) [SJ1-3514](#) [SJ1-3515](#)