



MODEL: CMS-241535-078L65 | DESCRIPTION: SPEAKER

FEATURES

- 8 ohm
- rated 0.7 W
- lead wire



SPECIFICATIONS

parameter	conditions/description	min	typ	max	units
input power			0.7	1.0	W
impedance	at 2.0 kHz, 1.0 V	6.8	8	9.2	Ω
resonant frequency (Fo)	at 2.36 V	680	850	1,020	Hz
frequency response		Fo		20,000	Hz
sound pressure level	at 0.7 W, 10 cm, avg at 2.0 kHz	92	95	98	dB
distortion	at 1.0 kHz, rated power, 10 cm			15	%
buzz, rattle, etc.	must be normal at sine wave, from 300 to 5 kHz			2.36	V
polarity	cone moves forward w/ positive dc current to "+" terminal				
dimensions	24.0 x 15.0 x 3.5				mm
magnet	Nd-Fe-B				
frame material	ABS + SPCC				
cone material	PEN				
terminal	wire leads with connector				
weight		1.791	1.990	2.189	g
operating temperature		-25		65	$^{\circ}\text{C}$
storage temperature		-25		65	$^{\circ}\text{C}$
RoHS	yes				

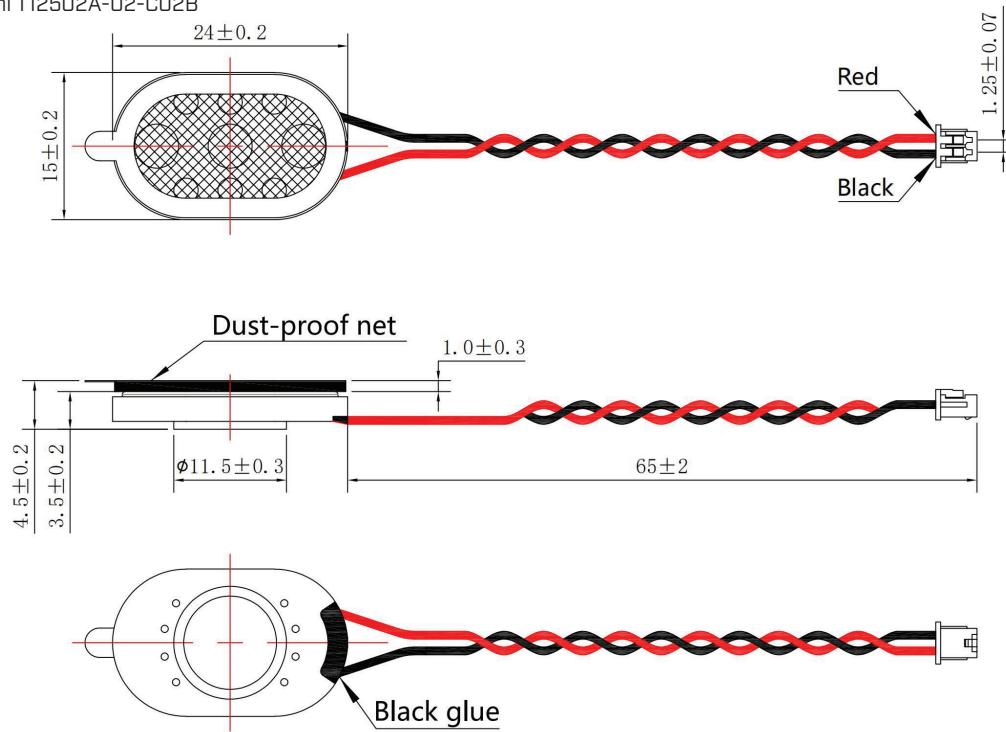
Notes:

1. All specifications measured at 23±2°C, humidity at 63~67%, under 86~106 kPa pressure, unless otherwise noted.

MECHANICAL DRAWING

units: mm
tolerance: ± 0.3 mm

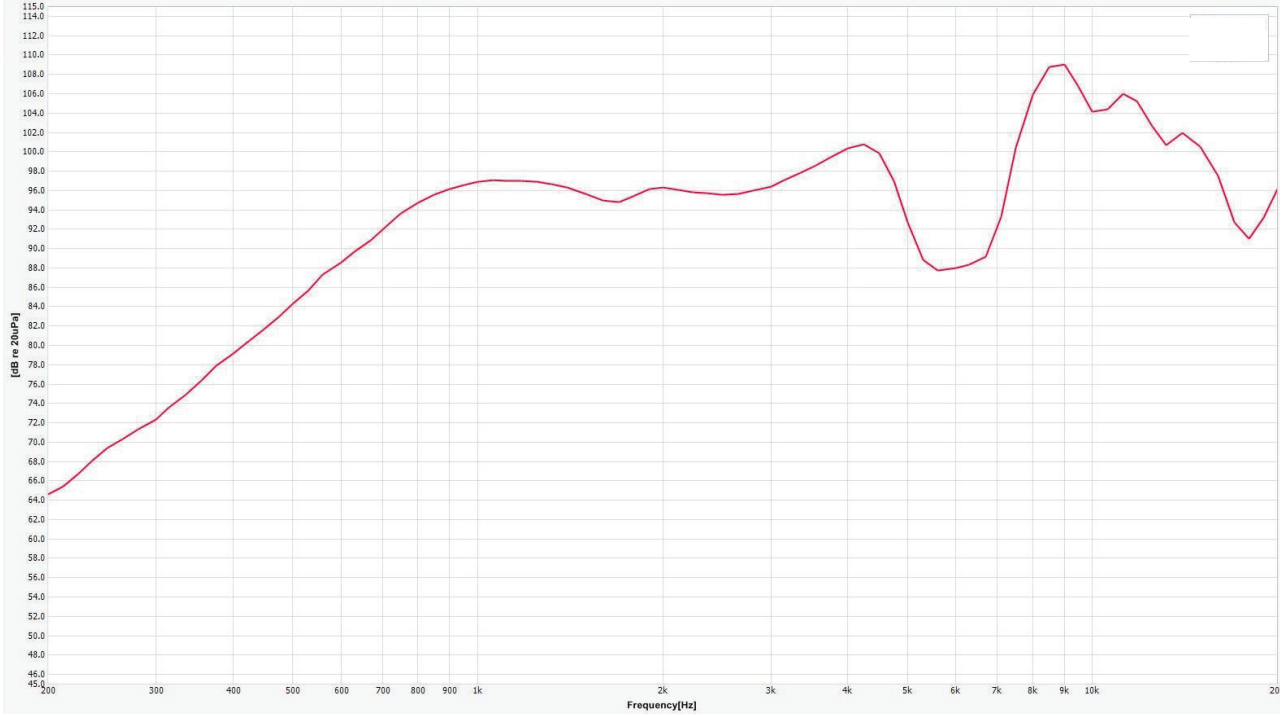
wire: UL1571 30 AWG
connector: Jingshi T12508GY-H-02-S-HF
mating connector: Jingshi T12502A-02-C02B



RESPONSE CURVES

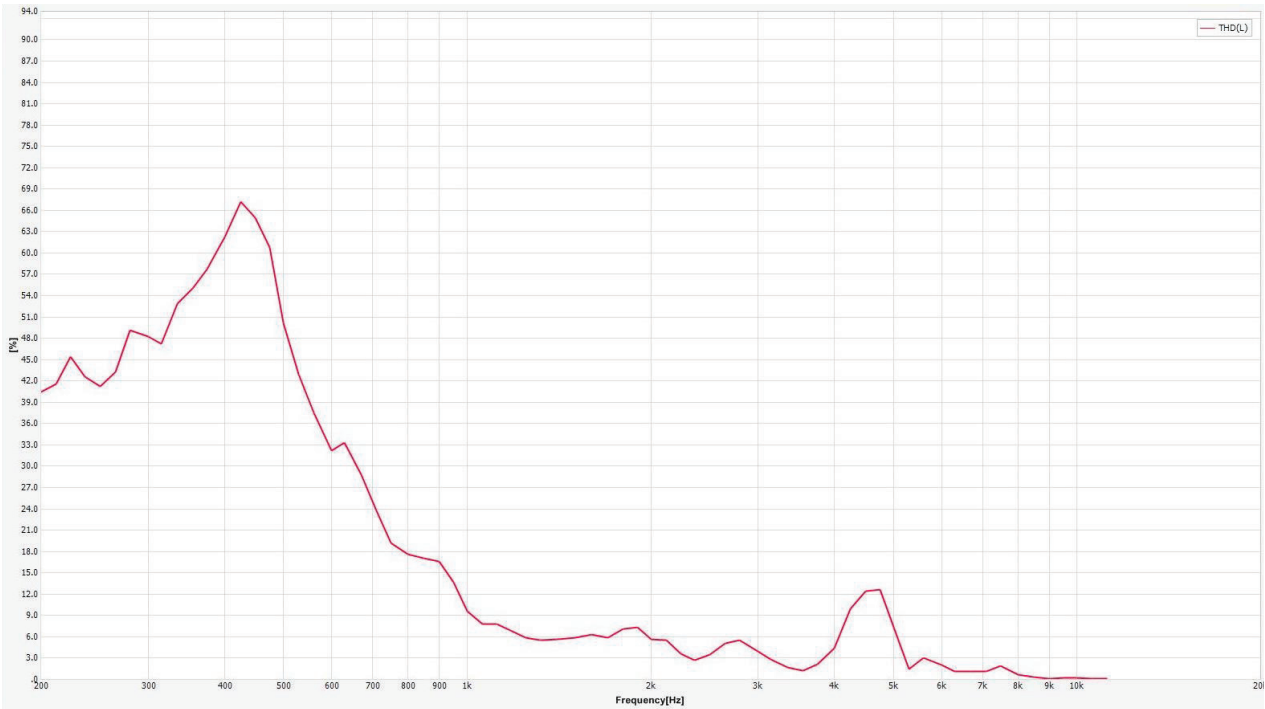
Frequency Response Curve

Test Conditions: 2.36 V



Total Harmonic Distortion Curve

Test Conditions: 2.36 V



REVISION HISTORY

rev.	description	date
1.0	initial release	06/17/2024
1.01	CUI Devices rebranded to Same Sky	09/11/2024

The revision history provided is for informational purposes only and is believed to be accurate.



Same Sky offers a one (1) year limited warranty. Complete warranty information is listed on our website.

Same Sky reserves the right to make changes to the product at any time without notice. Information provided by Same Sky is believed to be accurate and reliable. However, no responsibility is assumed by Same Sky for its use, nor for any infringements of patents or other rights of third parties which may result from its use.

Same Sky products are not authorized or warranted for use as critical components in equipment that requires an extremely high level of reliability. A critical component is any component of a life support device or system whose failure to perform can be reasonably expected to cause the failure of the life support device or system, or to affect its safety or effectiveness.

sameskydevices.com

Mouser Electronics

Authorized Distributor

Click to View Pricing, Inventory, Delivery & Lifecycle Information:

[Same Sky:](#)

[CMS-241535-078L65](#)