



MODEL: CMS-1638-058S | DESCRIPTION: SPEAKER

FEATURES

- spring leaf contact
- 8  $\Omega$  impedance
- rated 0.5 W



SPECIFICATIONS

parameter	conditions/description	min	typ	max	units
input power	max power: 60 seconds on, 120 seconds off, 160 cycles		0.5	0.8	W
impedance	at 4.0 kHz, 1.55 Vrms	6.8	8	9.2	$\Omega$
resonant frequency (Fo)	at 0.3 W, 1.55 Vrms	720	900	1,080	Hz
frequency response		Fo		20,000	Hz
sound pressure level	at 1.55 V, 0.3 W, 10 cm, avg at 1.0 kHz	91	94	97	dB
	at 2.0 V, 0.5 W, 10 cm, avg at 1.0 kHz	93	96	99	dB
distortion	see THD curve				
buzz, rattle, etc.	must be normal at sine wave, between 400 - 10 kHz			2.0	V
polarity	cone moves forward w/ positive dc current to "+" terminal				
dimensions	Ø16.0 x 3.85				mm
magnet	Nd-Fe-B				
frame material	PBT				
cone material	PPS				
terminal	spring terminals				
weight			1.3		g
operating temperature		-25		60	°C
storage temperature		-25		60	°C
RoHS	yes				

Notes:

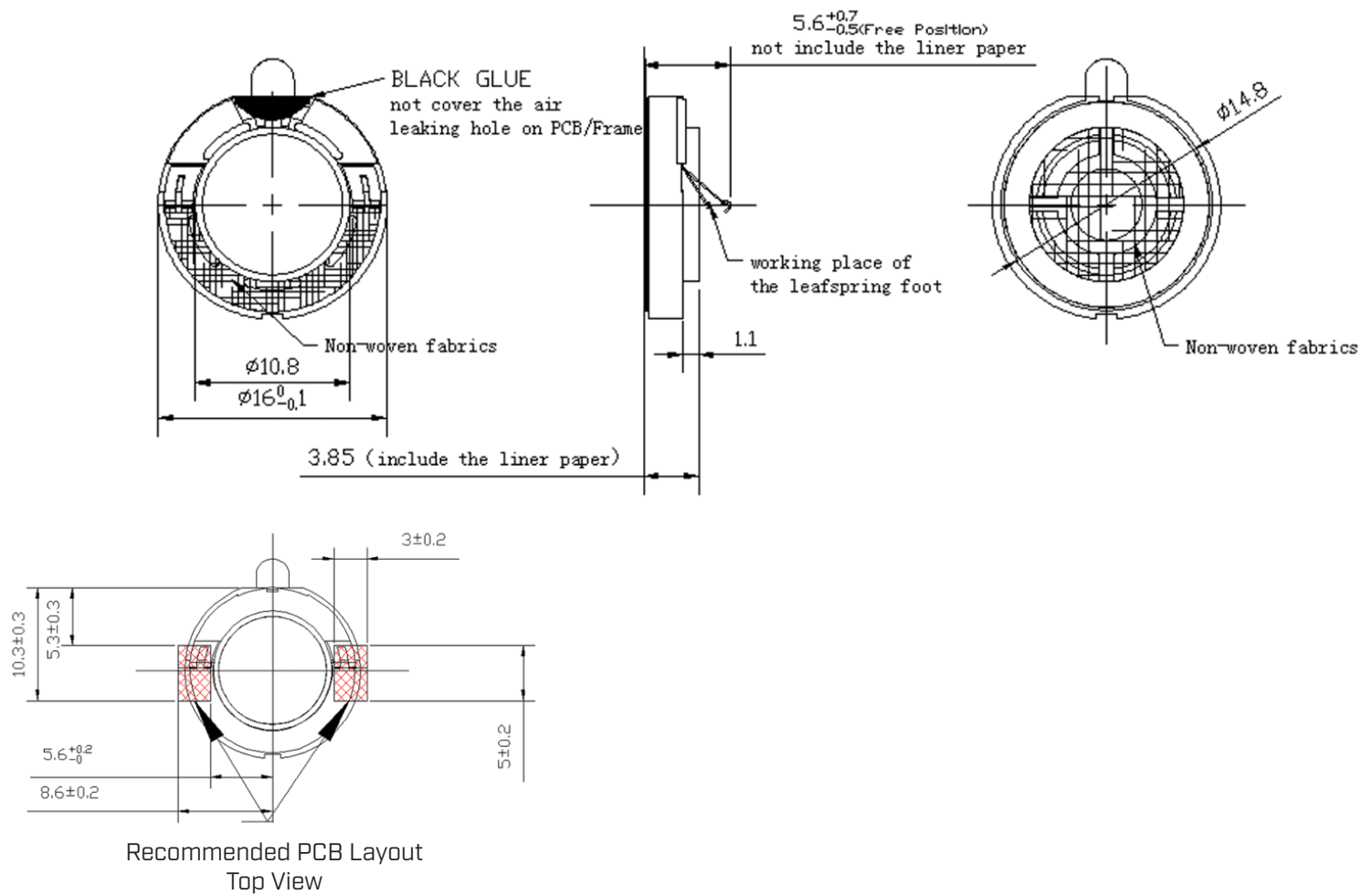
1. All specifications measured at 25~75°C, humidity at 25~70%, under 86~106 kPa pressure, unless otherwise noted.

## MECHANICAL DRAWING

units: mm

tolerance:  $\pm 0.2$  mm

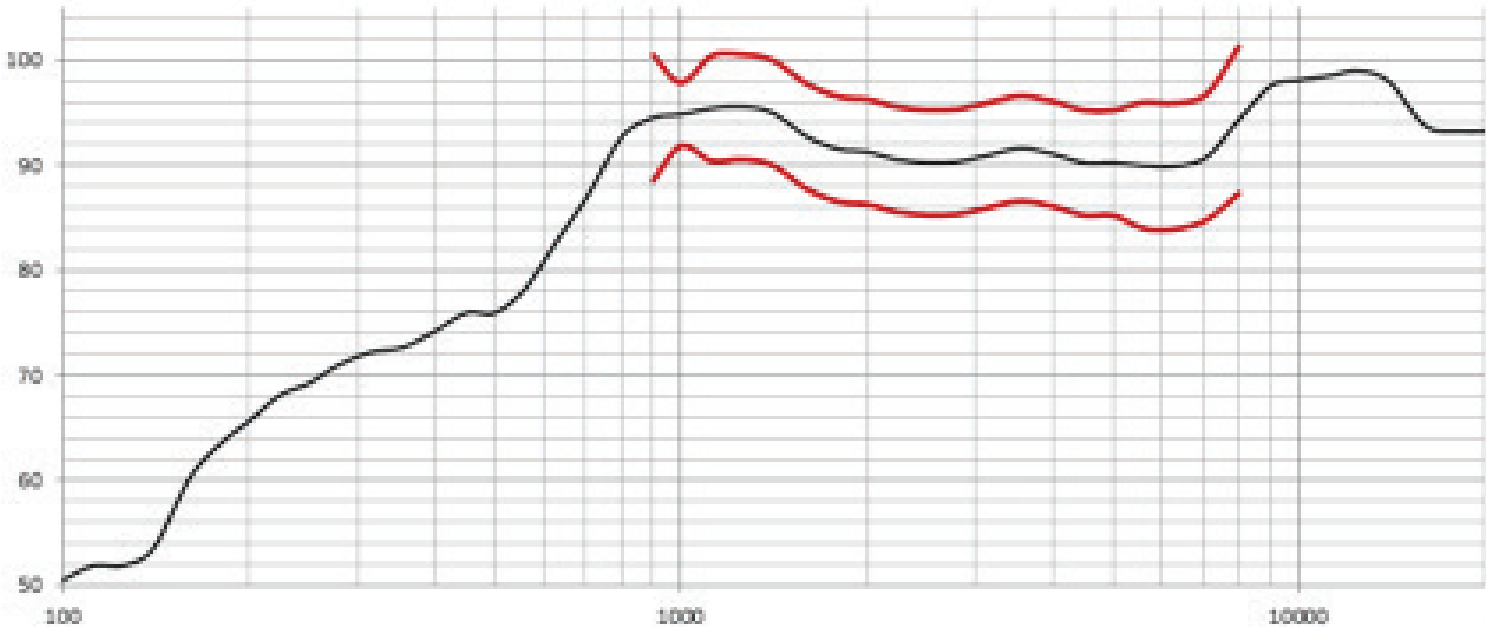
unless otherwise specified



RESPONSE CURVES

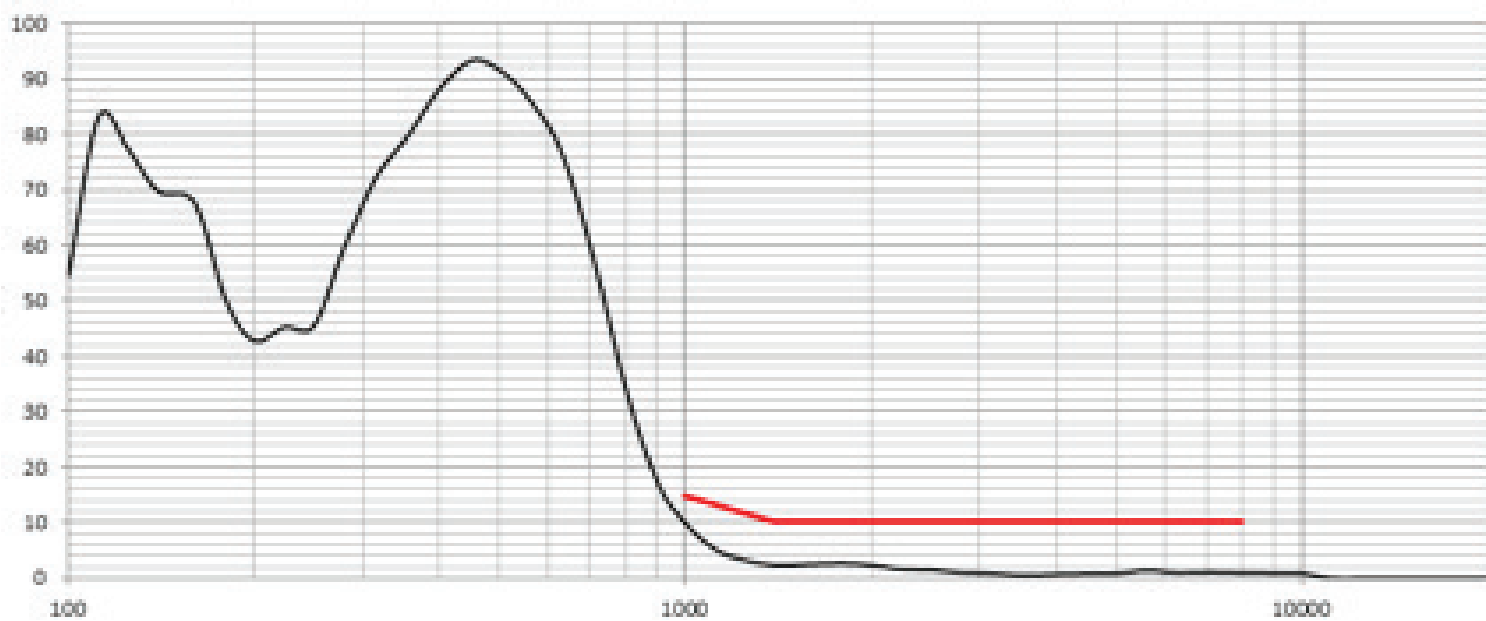
Frequency Response Curve

Test Conditions: 1.55 Vrms / 10 cm



Total Harmonic Distortion Curve

Test Conditions: 1.55 Vrms / 10 cm



REVISION HISTORY

rev.	description	date
1.0	initial release	04/05/2024
1.01	CUI Devices rebranded to Same Sky	09/11/2024

The revision history provided is for informational purposes only and is believed to be accurate.



Same Sky offers a one (1) year limited warranty. Complete warranty information is listed on our website.

Same Sky reserves the right to make changes to the product at any time without notice. Information provided by Same Sky is believed to be accurate and reliable. However, no responsibility is assumed by Same Sky for its use, nor for any infringements of patents or other rights of third parties which may result from its use.

Same Sky products are not authorized or warranted for use as critical components in equipment that requires an extremely high level of reliability. A critical component is any component of a life support device or system whose failure to perform can be reasonably expected to cause the failure of the life support device or system, or to affect its safety or effectiveness.

**sameskydevices.com**

# Mouser Electronics

Authorized Distributor

Click to View Pricing, Inventory, Delivery & Lifecycle Information:

[Same Sky:](#)

[CMS-1638-058S](#)