

**SERIES:** CDM1214 | **DESCRIPTION:** M12 CONNECTOR**FEATURES**

- M12 male connector
- A & D code versions
- panel mount
- IP67

**SPECIFICATIONS**

| parameter | conditions/description | min | typ | max | units |
|----------------------------|--|-----|-------|-----|--------|
| rated voltage | 3 & 4 pole models | | | 250 | V |
| | 5 pole model | | | 60 | V |
| | 8 & 12 pole models | | | 30 | V |
| rated current | 3, 4, & 5 pole models | | | 4 | A |
| | 8 pole model | | | 2 | A |
| | 12 pole model | | | 1.5 | A |
| withstanding voltage | for 1 minute | | 1,500 | | Vac |
| contact resistance | | | | 10 | mΩ |
| insulation resistance | at 500 Vdc for 1 minute | 100 | | | MΩ |
| insertion/withdrawal force | | 0.3 | | 3.0 | kgf |
| operating temperature | | -25 | | 80 | °C |
| life | | 100 | | | cycles |
| safety approvals | compliant with IEC61076-2-101 | | | | |
| flammability rating | see material table | | | | |
| RoHS | yes | | | | |
| IP level | IP67 (in mated condition) | | | | |
| packaging | tray QTY: 30 pcs carton size: 275 x 235 x 335 mm carton QTY: 450 pcs | | | | |

SOLDERABILITY

| parameter | conditions/description | min | typ | max | units |
|----------------|------------------------|-----|-----|-----|-------|
| hand soldering | for maximum 3 seconds | 360 | 380 | 400 | °C |

PART NUMBER KEY**CDM1214 - XXX - MT - R16 - 67**

Base Number

No. of Poles

03A = 3 (A-Coding)

04A = 4 (A-Coding)

04D = 4 (D-Coding)

05A = 5 (A-Coding)

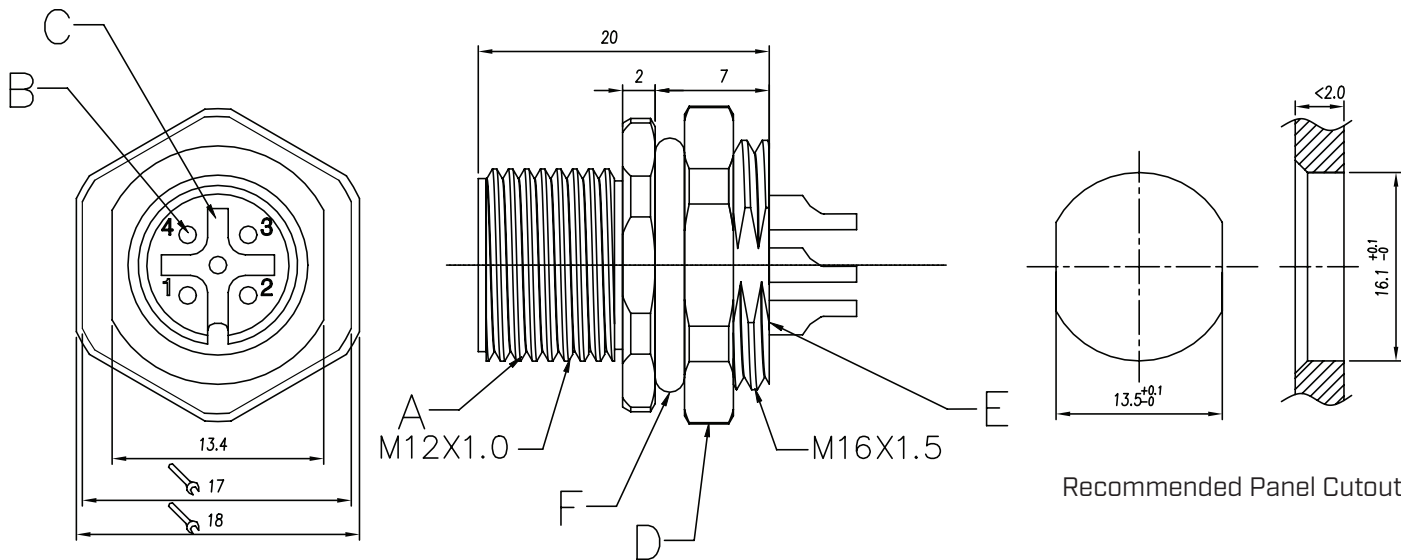
08A = 8 (A-Coding)

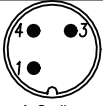
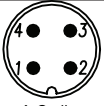
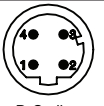

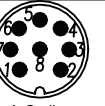

12A = 12 (A-Coding)

MECHANICAL DRAWING

units: mm
tolerance:
0.5<X≤6.0: ±0.1 mm
6.0<X≤30.0: ±0.2 mm
unless otherwise noted

| ITEM | DESCRIPTION | MATERIAL | PLATING/COLOR |
|------|-----------------|----------------|---------------|
| A | M12x1.0 screw | brass | nickel |
| B | terminals; male | brass | gold |
| C | housing; male | PA66 [UL94V-0] | black |
| D | M16x1.5 nut | brass | nickel |
| E | resin | epoxy resin | black |
| F | o-ring | FKM | black |



| No. of Poles | 3 | 4 | 4 | 5 | 8 | 12 |
|--------------|---|---|---|--|---|---|
| Coding |  A-Coding |  A-Coding |  D-Coding |  A-Coding |  A-Coding |  A-Coding |
| Wire Size | 22 AWG | 22 AWG | 22 AWG | 22 AWG | 24 AWG | 26 AWG |

REVISION HISTORY

| rev. | description | date |
|------|-----------------------------------|------------|
| 1.0 | initial release | 12/13/2021 |
| 1.01 | logo, datasheet style update | 08/05/2022 |
| 1.02 | added D-Code model | 05/09/2024 |
| 1.03 | CUI Devices rebranded to Same Sky | 09/12/2024 |

The revision history provided is for informational purposes only and is believed to be accurate.



Same Sky offers a one (1) year limited warranty. Complete warranty information is listed on our website.

Same Sky reserves the right to make changes to the product at any time without notice. Information provided by Same Sky is believed to be accurate and reliable. However, no responsibility is assumed by Same Sky for its use, nor for any infringements of patents or other rights of third parties which may result from its use.

Same Sky products are not authorized or warranted for use as critical components in equipment that requires an extremely high level of reliability. A critical component is any component of a life support device or system whose failure to perform can be reasonably expected to cause the failure of the life support device or system, or to affect its safety or effectiveness.

sameskydevices.com

Mouser Electronics

Authorized Distributor

Click to View Pricing, Inventory, Delivery & Lifecycle Information:

[Same Sky:](#)

[CDM1214-03A-MT-R16-67](#) [CDM1214-04A-MT-R16-67](#) [CDM1214-05A-MT-R16-67](#) [CDM1214-08A-MT-R16-67](#)
[CDM1214-12A-MT-R16-67](#) [CDM1214-04D-MT-R16-67](#)